



2009-2010 GMT Quarterly Report for District (or Undistricted) **District 306 A1**

GMT: **Adv K G RAMA KRISHNA MUR**

Location: **REP OF SRI LANKA**

GMT CA: **6**

CLUBS

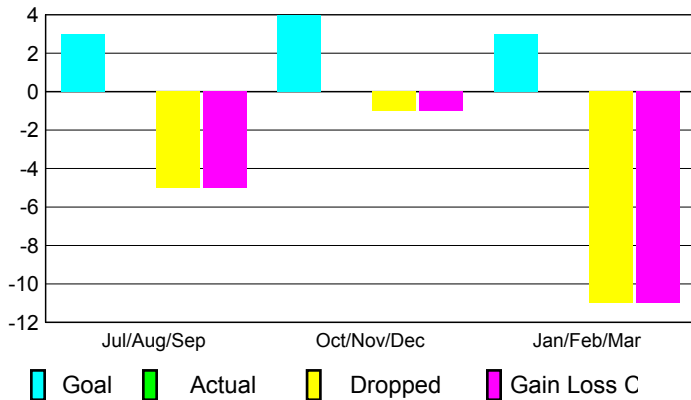
Club Results
2009-2010

Clubs
2008-2009

Month	New Club Goal	Actual New Clubs	Actual Dropped Clubs	Gain/Loss of Clubs	Gain/Loss of Clubs
Jul/Aug/Sep	3	0	-5	-5	0
Oct/Nov/Dec	4	0	-1	-1	0
Jan/Feb/Mar	3	0	-11	-11	-5
Totals	10	0	-17	-17	-5

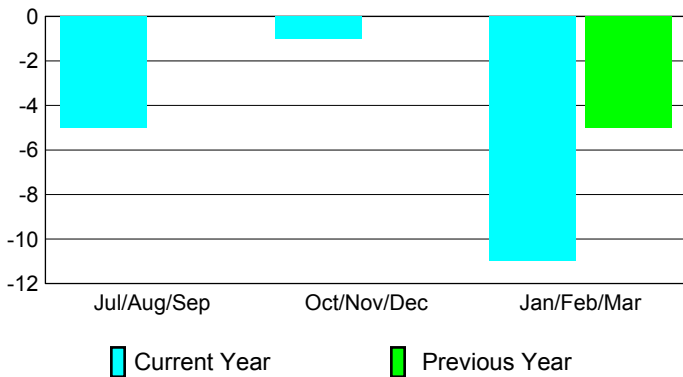
Club Results 2009-2010

Goal, New, Dropped, Gain/Loss



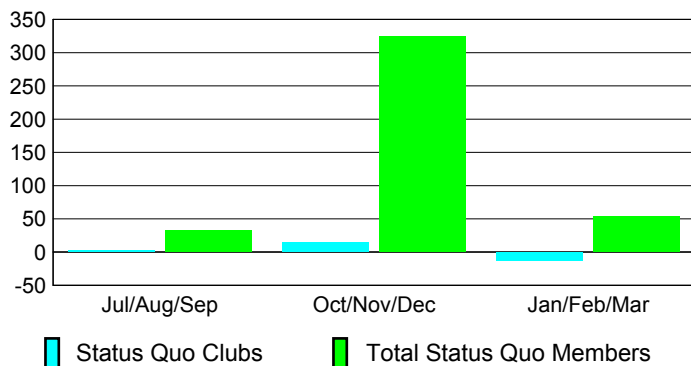
Comparison of Club Gain/Loss

Current Year Compared to the Previous Year



YTD Status Quo Clubs 2009-2010

Status Quo Clubs Compared to Status Quo Members



MEMBERSHIP

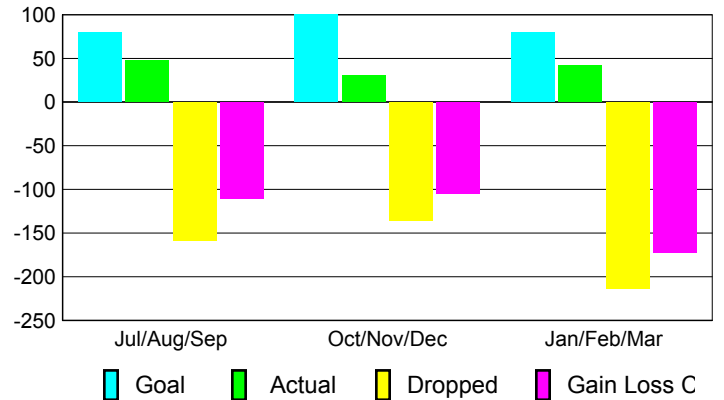
Membership Results
2009-2010

Membership
2008-2009

Month	Net Memb Goal	Actual New Memb	Actual Dropped Memb	Gain/Loss of Memb	Gain/Loss of Memb
Jul/Aug/Sep	80	48	-159	-111	16
Oct/Nov/Dec	100	31	-136	-105	-67
Jan/Feb/Mar	80	42	-214	-172	-34
Totals	260	121	-509	-388	-85

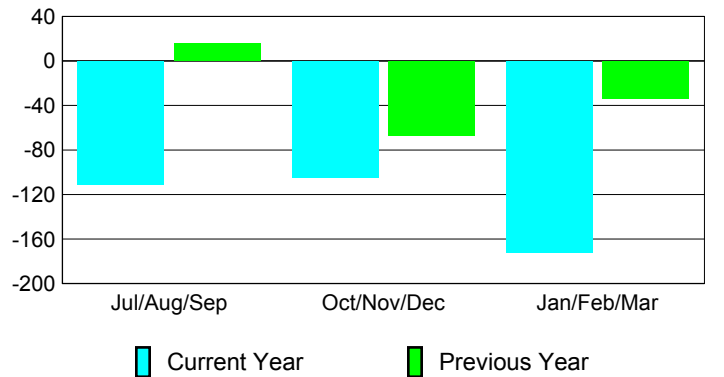
Membership Results 2009-2010

Goal, New, Dropped, Gain/Loss

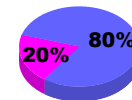


Comparison of Membership Gain/Loss

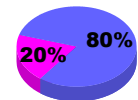
Current Year Compared to the Previous Year



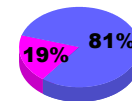
Gender Comparison 2009-2010



Jul/Aug/Sep



Oct/Nov/Dec



Jan/Feb/Mar

Male

Female



2009-2010 GMT Quarterly Report for District (or Undistricted) **District 306 A2**

GMT: **Adv K G RAMA KRISHNA MUR**

Location: **REP OF SRI LANKA**

GMT CA: **6**

CLUBS

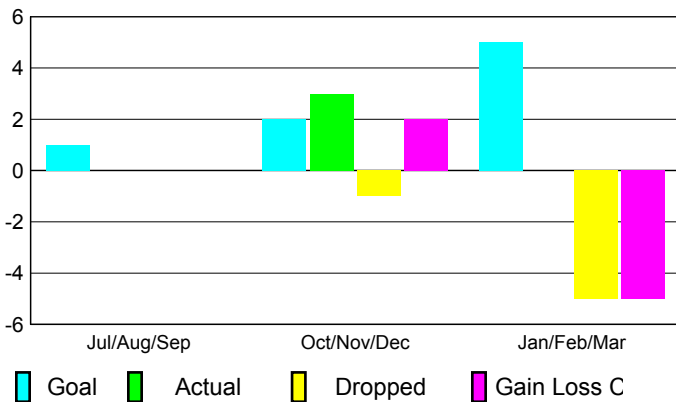
**Club Results
2009-2010**

**Clubs
2008-2009**

Month	New Club Goal	Actual New Clubs	Actual Dropped Clubs	Gain/Loss of Clubs	Gain/Loss of Clubs
Jul/Aug/Sep	1	0	0	0	-4
Oct/Nov/Dec	2	3	-1	2	1
Jan/Feb/Mar	5	0	-5	-5	-2
Totals	8	3	-6	-3	-5

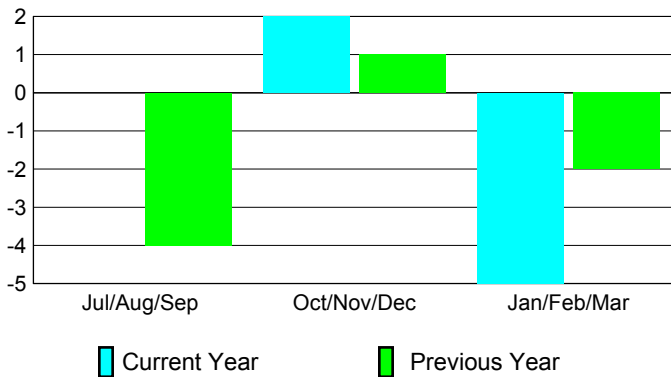
Club Results 2009-2010

Goal, New, Dropped, Gain/Loss



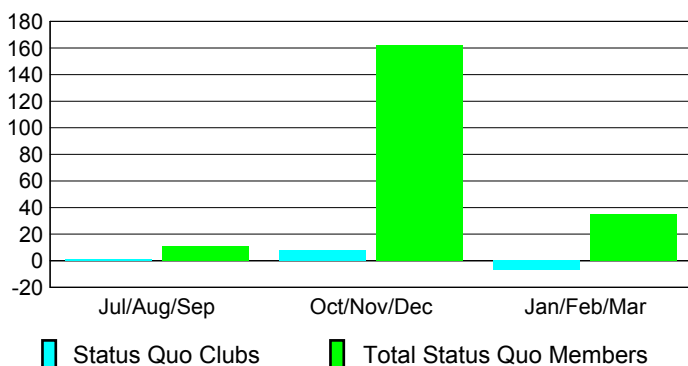
Comparison of Club Gain/Loss

Current Year Compared to the Previous Year



YTD Status Quo Clubs 2009-2010

Status Quo Clubs Compared to Status Quo Members



MEMBERSHIP

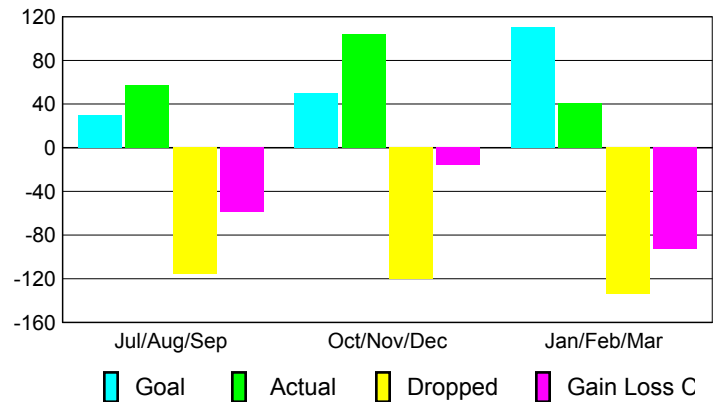
**Membership Results
2009-2010**

**Membership
2008-2009**

Month	Net Memb Goal	Actual New Memb	Actual Dropped Memb	Gain/Loss of Memb	Gain/Loss of Memb
Jul/Aug/Sep	30	57	-116	-59	-107
Oct/Nov/Dec	50	104	-120	-16	58
Jan/Feb/Mar	110	41	-134	-93	72
Totals	190	202	-370	-168	23

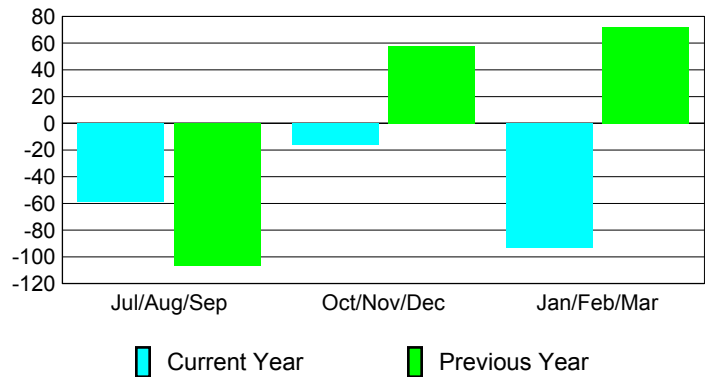
Membership Results 2009-2010

Goal, New, Dropped, Gain/Loss

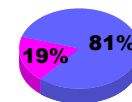


Comparison of Membership Gain/Loss

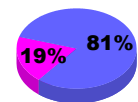
Current Year Compared to the Previous Year



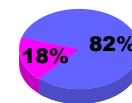
Gender Comparison 2009-2010



Jul/Aug/Sep



Oct/Nov/Dec



Jan/Feb/Mar

Male

Female



2009-2010 GMT Quarterly Report for District (or Undistricted) **District 306 B1**

GMT: Adv K G RAMA KRISHNA MUR

Location: REP OF SRI LANKA

GMT CA: 6

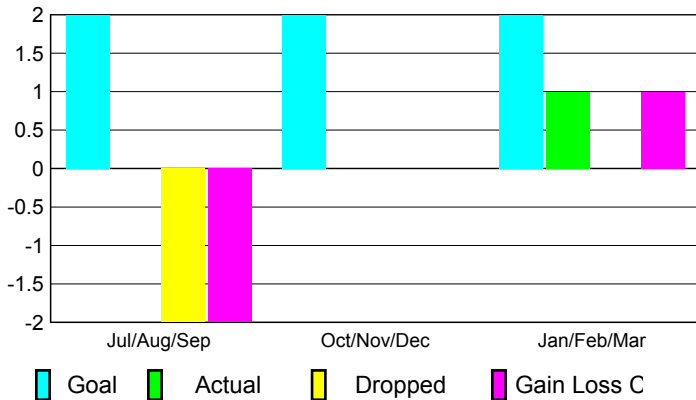
CLUBS

<u>Club Results</u> 2009-2010	<u>Clubs</u> 2008-2009
----------------------------------	---------------------------

Month	New Club Goal	Actual New Clubs	Actual Dropped Clubs	Gain/Loss of Clubs	Gain/Loss of Clubs
Jul/Aug/Sep	2	0	-2	-2	0
Oct/Nov/Dec	2	0	0	0	1
Jan/Feb/Mar	2	1	0	1	1
Totals	6	1	-2	-1	2

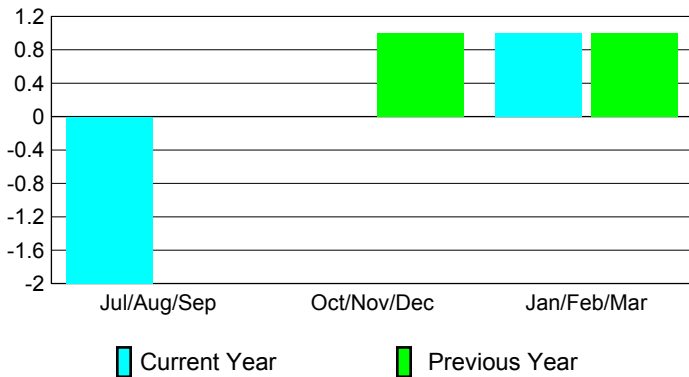
Club Results 2009-2010

Goal, New, Dropped, Gain/Loss



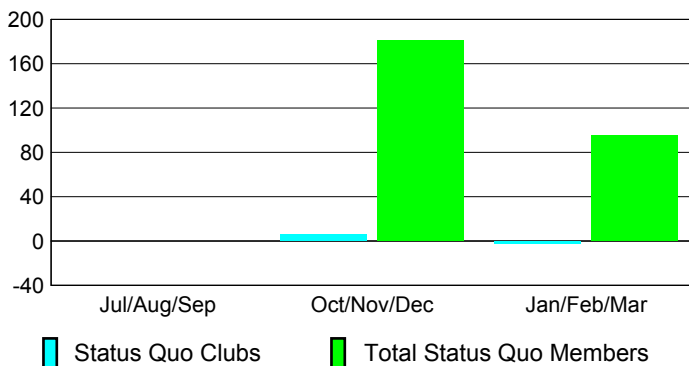
Comparison of Club Gain/Loss

Current Year Compared to the Previous Year



YTD Status Quo Clubs 2009-2010

Status Quo Clubs Compared to Status Quo Members



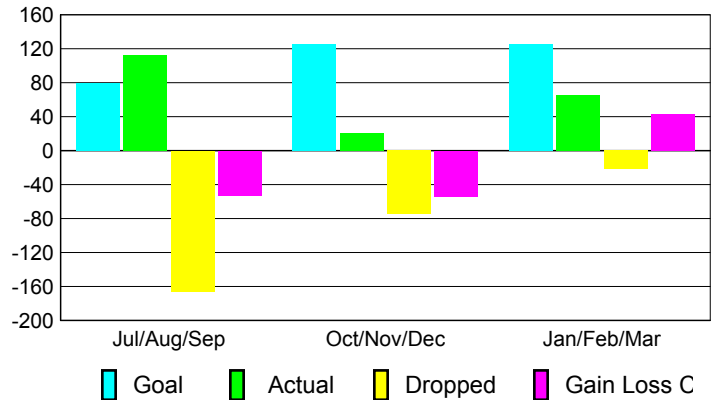
MEMBERSHIP

<u>Membership Results</u> 2009-2010	<u>Membership</u> 2008-2009
--	--------------------------------

Month	Net Memb Goal	Actual New Memb	Actual Dropped Memb	Gain/Loss of Memb	Gain/Loss of Memb
Jul/Aug/Sep	80	113	-166	-53	26
Oct/Nov/Dec	125	21	-75	-54	-15
Jan/Feb/Mar	125	65	-22	43	37
Totals	330	199	-263	-64	48

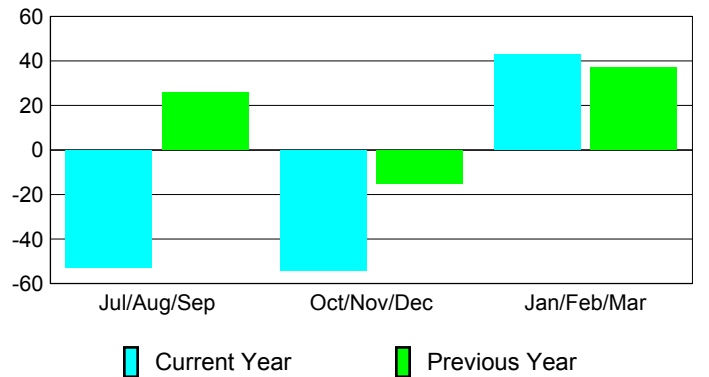
Membership Results 2009-2010

Goal, New, Dropped, Gain/Loss

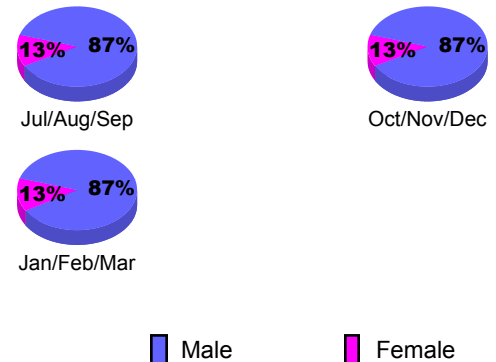


Comparison of Membership Gain/Loss

Current Year Compared to the Previous Year



Gender Comparison 2009-2010





2009-2010 GMT Quarterly Report for District (or Undistricted) **District 306 B2 REP**

GMT: **Adv K G RAMA KRISHNA MUR**

Location: **REP OF SRI LANKA**

GMT CA: **6**

CLUBS

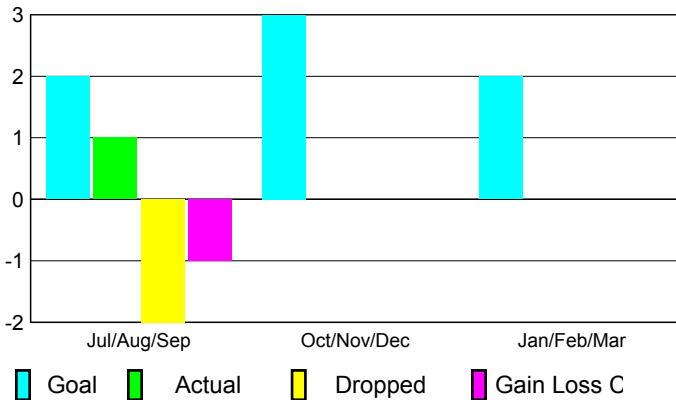
**Club Results
2009-2010**

**Clubs
2008-2009**

Month	New Club Goal	Actual New Clubs	Actual Dropped Clubs	Gain/Loss of Clubs	Gain/Loss of Clubs
Jul/Aug/Sep	2	1	-2	-1	0
Oct/Nov/Dec	3	0	0	0	6
Jan/Feb/Mar	2	0	0	0	-1
Totals	7	1	-2	-1	5

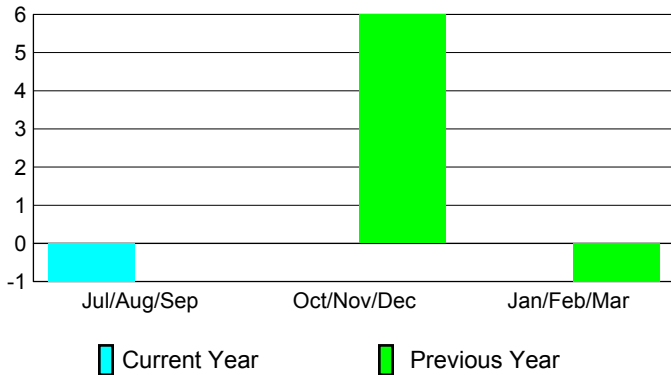
Club Results 2009-2010

Goal, New, Dropped, Gain/Loss



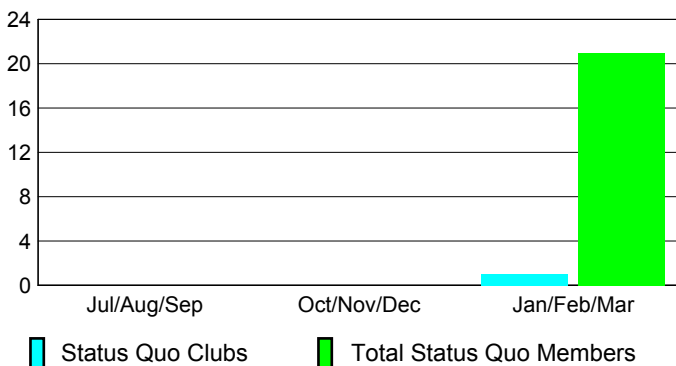
Comparison of Club Gain/Loss

Current Year Compared to the Previous Year



YTD Status Quo Clubs 2009-2010

Status Quo Clubs Compared to Status Quo Members



MEMBERSHIP

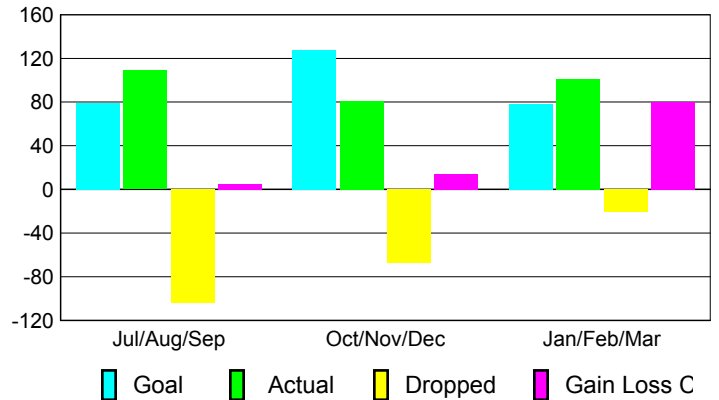
**Membership Results
2009-2010**

**Membership
2008-2009**

Month	Net Memb Goal	Actual New Memb	Actual Dropped Memb	Gain/Loss of Memb	Gain/Loss of Memb
Jul/Aug/Sep	79	109	-104	5	13
Oct/Nov/Dec	128	81	-67	14	156
Jan/Feb/Mar	78	101	-21	80	60
Totals	285	291	-192	99	229

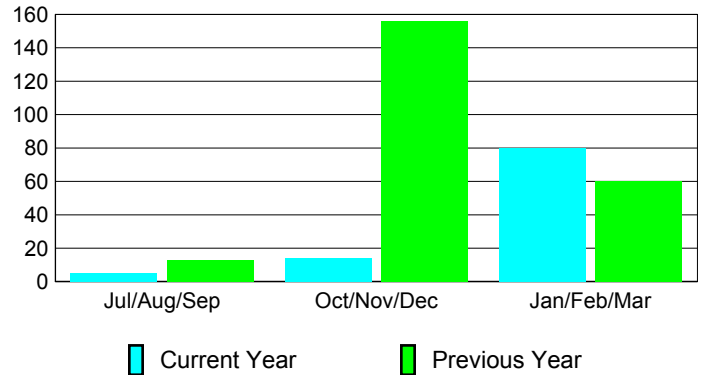
Membership Results 2009-2010

Goal, New, Dropped, Gain/Loss

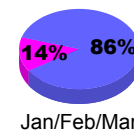
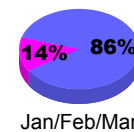
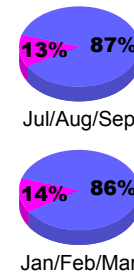


Comparison of Membership Gain/Loss

Current Year Compared to the Previous Year



Gender Comparison 2009-2010



Male

Female



2009-2010 GMT Quarterly Report for District (or Undistricted) **District 306 B2**

GMT: **Adv K G RAMA KRISHNA MUR**

Location: **MALDIVES**

GMT CA: **6**

CLUBS

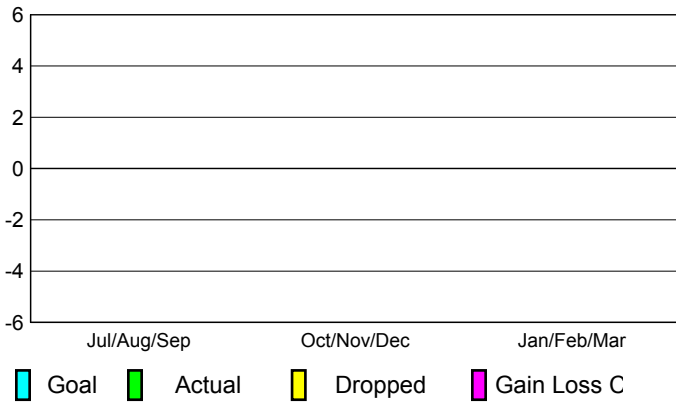
**Club Results
2009-2010**

**Clubs
2008-2009**

Month	New Club Goal	Actual New Clubs	Actual Dropped Clubs	Gain/Loss of Clubs	Gain/Loss of Clubs
Jul/Aug/Sep	0	0	0	0	0
Oct/Nov/Dec	0	0	0	0	0
Jan/Feb/Mar	0	0	0	0	-1
Totals	0	0	0	0	-1

Club Results 2009-2010

Goal, New, Dropped, Gain/Loss



MEMBERSHIP

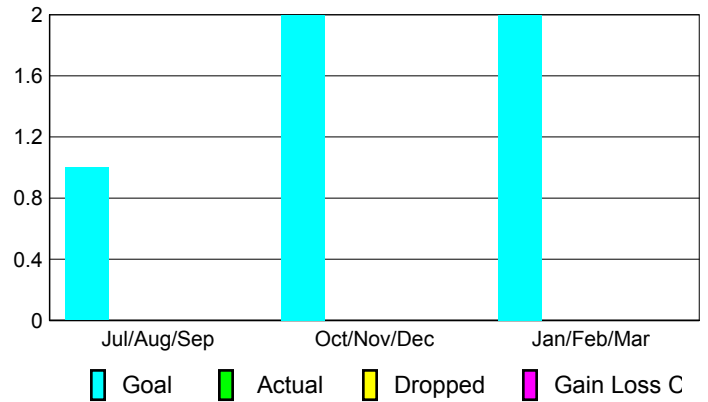
**Membership Results
2009-2010**

**Membership
2008-2009**

Month	Net Memb Goal	Actual New Memb	Actual Dropped Memb	Gain/Loss of Memb	Gain/Loss of Memb
Jul/Aug/Sep	1	0	0	0	0
Oct/Nov/Dec	2	0	0	0	0
Jan/Feb/Mar	2	0	0	0	-12
Totals	5	0	0	0	-12


Membership Results 2009-2010

Goal, New, Dropped, Gain/Loss




Comparison of Club Gain/Loss

Current Year Compared to the Previous Year




Comparison of Membership Gain/Loss

Current Year Compared to the Previous Year

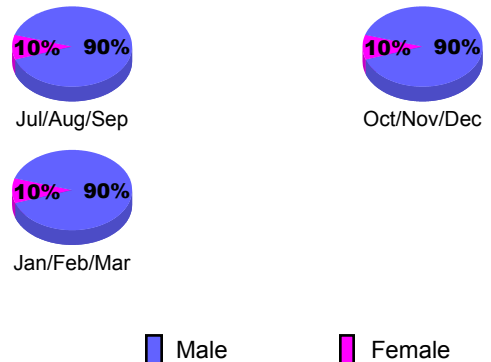


YTD Status Quo Clubs 2009-2010

Status Quo Clubs Compared to Status Quo Members



Gender Comparison 2009-2010





2009-2010 GMT Quarterly Report for District (or Undistricted) **District 306 C1**

GMT: **Adv K G RAMA KRISHNA MUR**

Location: **REP OF SRI LANKA**

GMT CA: **6**

CLUBS

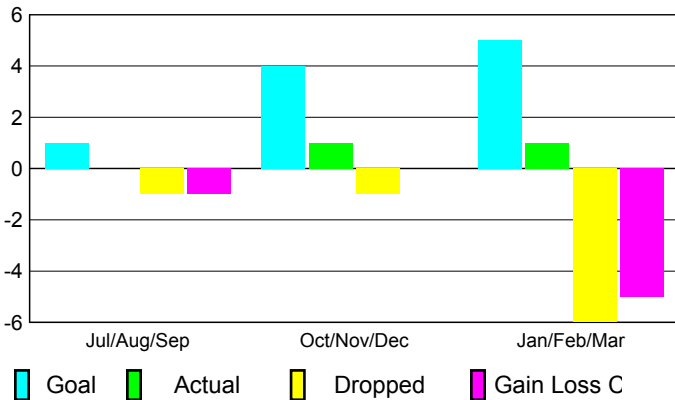
**Club Results
2009-2010**

**Clubs
2008-2009**

Month	New Club Goal	Actual New Clubs	Actual Dropped Clubs	Gain/Loss of Clubs	Gain/Loss of Clubs
Jul/Aug/Sep	1	0	-1	-1	-1
Oct/Nov/Dec	4	1	-1	0	1
Jan/Feb/Mar	5	1	-6	-5	1
Totals	10	2	-8	-6	1

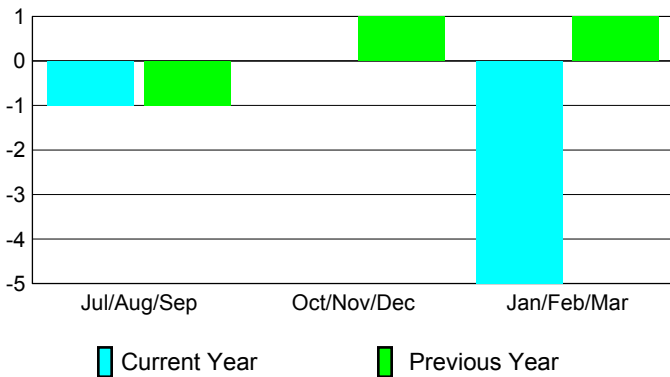
Club Results 2009-2010

Goal, New, Dropped, Gain/Loss



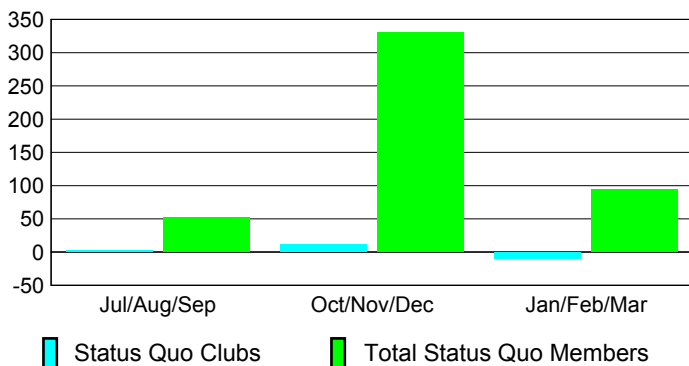
Comparison of Club Gain/Loss

Current Year Compared to the Previous Year



YTD Status Quo Clubs 2009-2010

Status Quo Clubs Compared to Status Quo Members



MEMBERSHIP

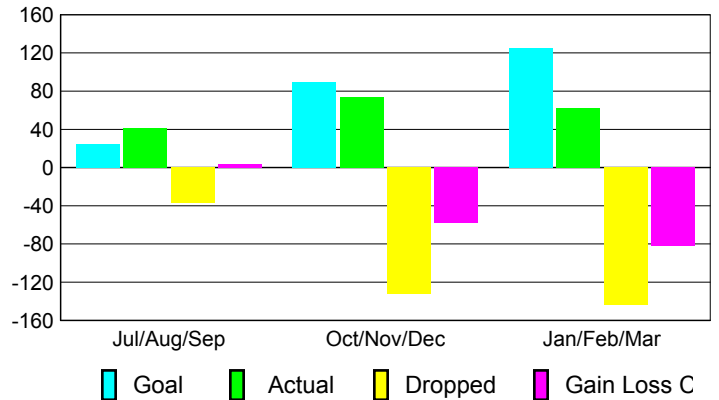
**Membership Results
2009-2010**

**Membership
2008-2009**

Month	Net Memb Goal	Actual New Memb	Actual Dropped Memb	Gain/Loss of Memb	Gain/Loss of Memb
Jul/Aug/Sep	25	41	-37	4	-68
Oct/Nov/Dec	90	74	-132	-58	20
Jan/Feb/Mar	125	62	-144	-82	49
Totals	240	177	-313	-136	1

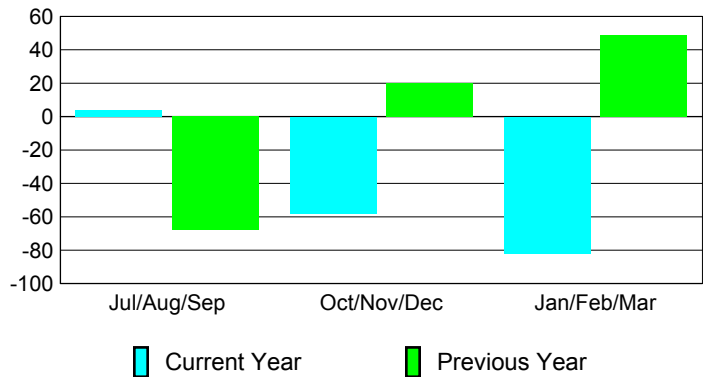
Membership Results 2009-2010

Goal, New, Dropped, Gain/Loss

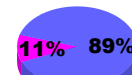


Comparison of Membership Gain/Loss

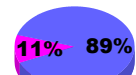
Current Year Compared to the Previous Year



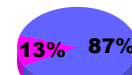
Gender Comparison 2009-2010



Jul/Aug/Sep



Oct/Nov/Dec



Jan/Feb/Mar

Male

Female



2009-2010 GMT Quarterly Report for District (or Undistricted) **District 306 C2**

GMT: Adv K G RAMA KRISHNA MUR

Location: REP OF SRI LANKA

GMT CA: 6

CLUBS

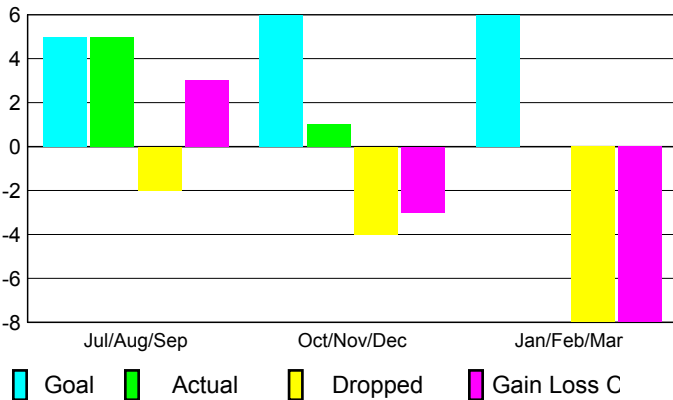
Club Results
2009-2010

Clubs
2008-2009

Month	New Club Goal	Actual New Clubs	Actual Dropped Clubs	Gain/Loss of Clubs	Gain/Loss of Clubs
Jul/Aug/Sep	5	5	-2	3	-6
Oct/Nov/Dec	6	1	-4	-3	1
Jan/Feb/Mar	6	0	-8	-8	-2
Totals	17	6	-14	-8	-7

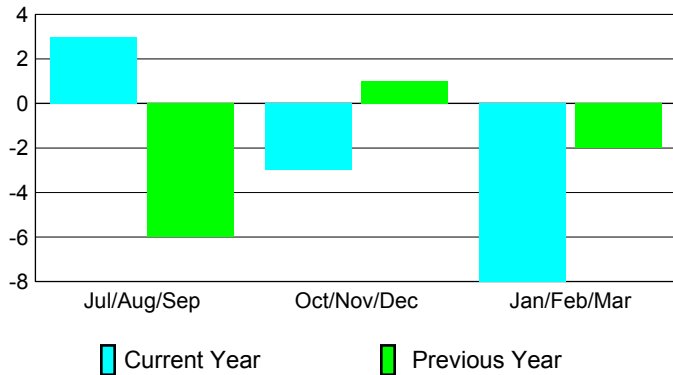
Club Results 2009-2010

Goal, New, Dropped, Gain/Loss



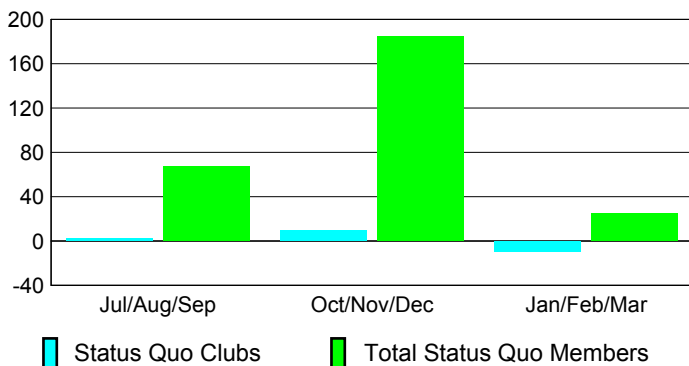
Comparison of Club Gain/Loss

Current Year Compared to the Previous Year



YTD Status Quo Clubs 2009-2010

Status Quo Clubs Compared to Status Quo Members



MEMBERSHIP

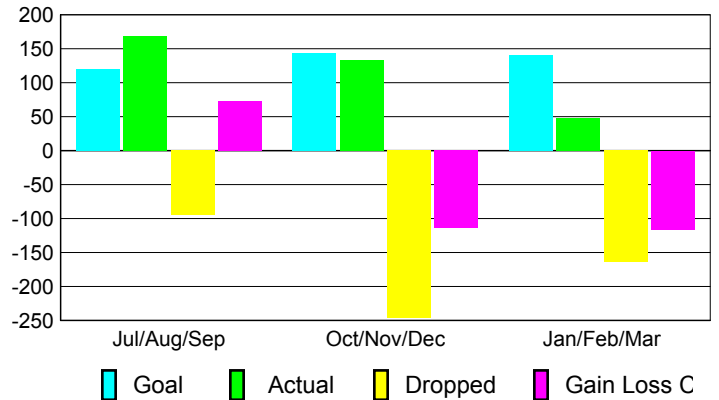
Membership Results
2009-2010

Membership
2008-2009

Month	Net Memb Goal	Actual New Memb	Actual Dropped Memb	Gain/Loss of Memb	Gain/Loss of Memb
Jul/Aug/Sep	120	168	-95	73	-212
Oct/Nov/Dec	143	133	-247	-114	-99
Jan/Feb/Mar	140	48	-164	-116	-4
Totals	403	349	-506	-157	-315

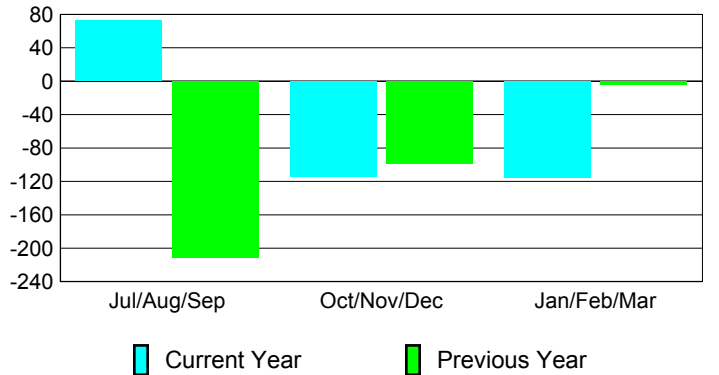
Membership Results 2009-2010

Goal, New, Dropped, Gain/Loss

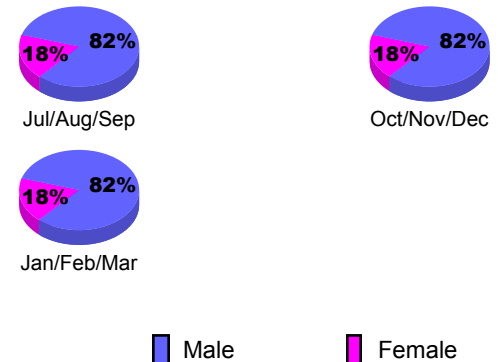


Comparison of Membership Gain/Loss

Current Year Compared to the Previous Year



Gender Comparison 2009-2010





2009-2010 GMT Quarterly Report for District (or Undistricted) **District 324A1**

GMT: **Adv K G RAMA KRISHNA MUR**

Location: **INDIA**

GMT CA: **6**

CLUBS

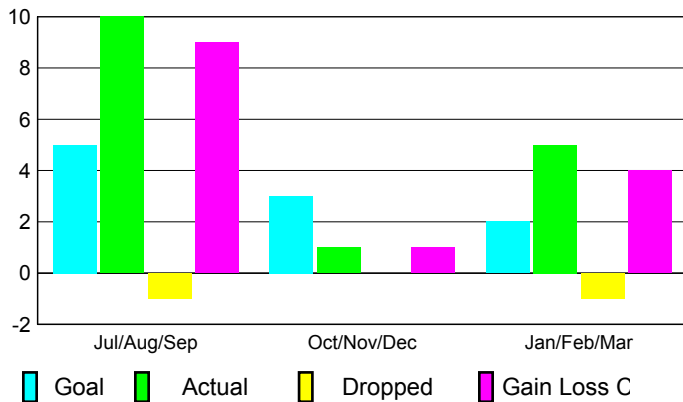
Club Results
2009-2010

Clubs
2008-2009

Month	New Club Goal	Actual New Clubs	Actual Dropped Clubs	Gain/Loss of Clubs	Gain/Loss of Clubs
Jul/Aug/Sep	5	10	-1	9	0
Oct/Nov/Dec	3	1	0	1	1
Jan/Feb/Mar	2	5	-1	4	24
Totals	10	16	-2	14	25

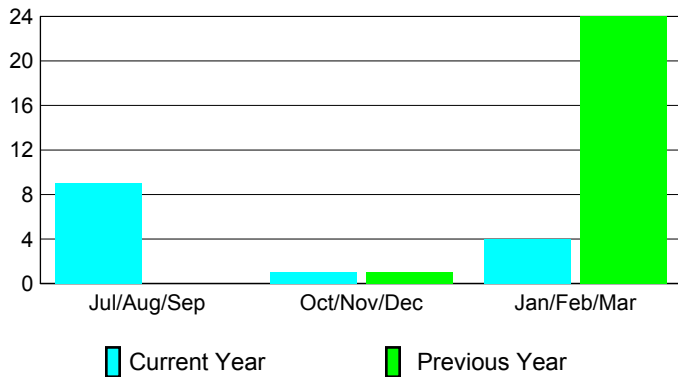
Club Results 2009-2010

Goal, New, Dropped, Gain/Loss



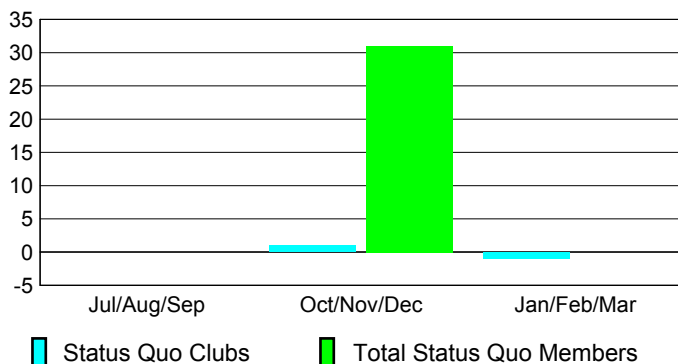
Comparison of Club Gain/Loss

Current Year Compared to the Previous Year



YTD Status Quo Clubs 2009-2010

Status Quo Clubs Compared to Status Quo Members



MEMBERSHIP

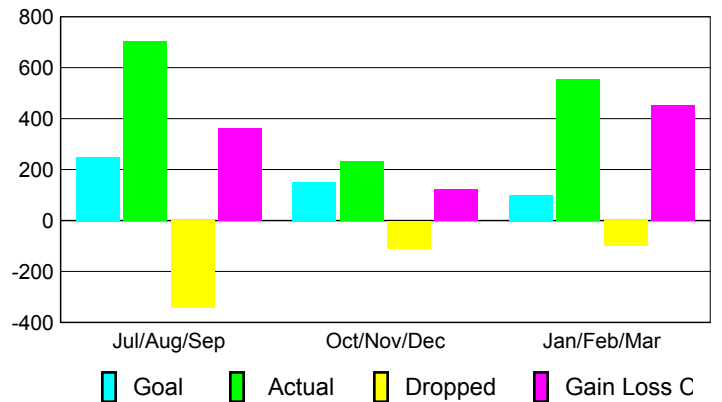
Membership Results
2009-2010

Membership
2008-2009

Month	Net Memb Goal	Actual New Memb	Actual Dropped Memb	Gain/Loss of Memb	Gain/Loss of Memb
Jul/Aug/Sep	250	706	-345	361	51
Oct/Nov/Dec	150	233	-110	123	84
Jan/Feb/Mar	100	554	-99	455	502
Totals	500	1493	-554	939	637

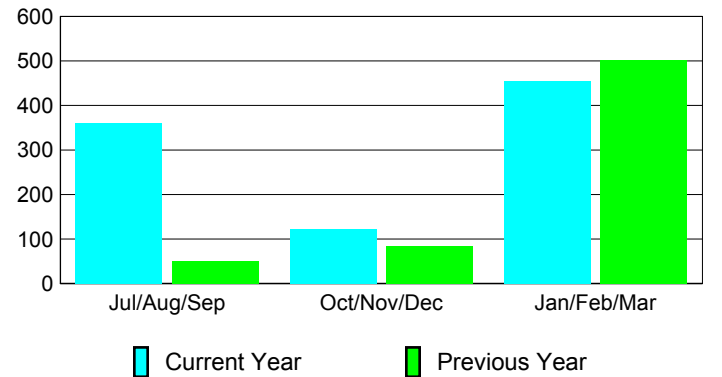
Membership Results 2009-2010

Goal, New, Dropped, Gain/Loss

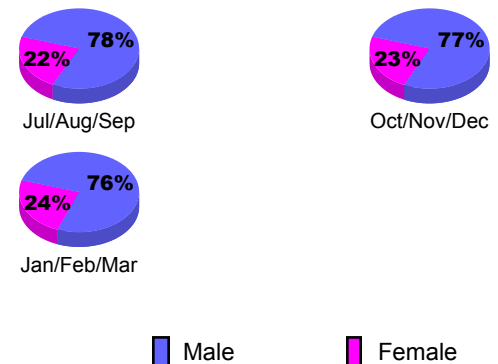


Comparison of Membership Gain/Loss

Current Year Compared to the Previous Year



Gender Comparison 2009-2010





2009-2010 GMT Quarterly Report for District (or Undistricted) **District 324A2**

GMT: **Adv K G RAMA KRISHNA MUR**

Location: **INDIA**

GMT CA: **6**

CLUBS

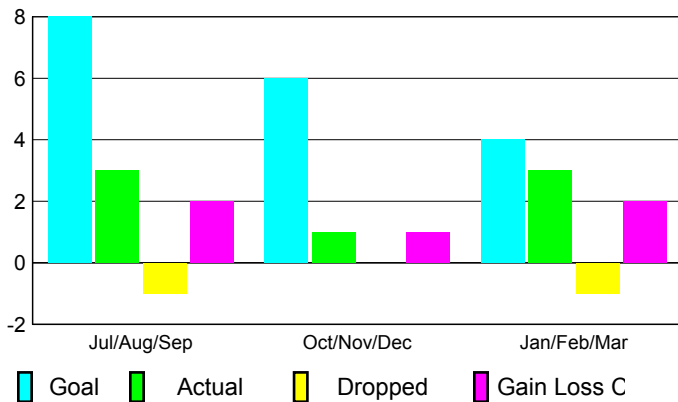
Club Results
2009-2010

Clubs
2008-2009

Month	New Club Goal	Actual New Clubs	Actual Dropped Clubs	Gain/Loss of Clubs	Gain/Loss of Clubs
Jul/Aug/Sep	8	3	-1	2	0
Oct/Nov/Dec	6	1	0	1	1
Jan/Feb/Mar	4	3	-1	2	1
Totals	18	7	-2	5	2

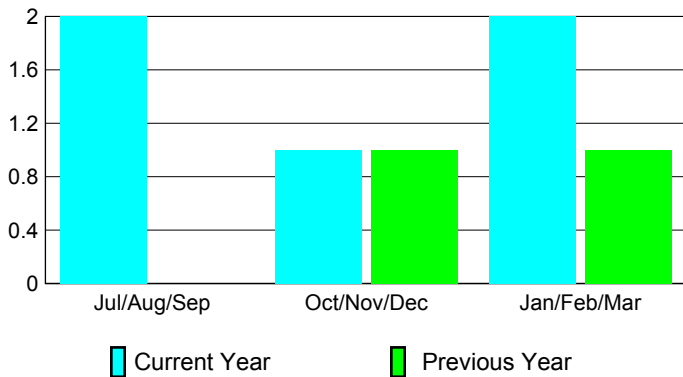
Club Results 2009-2010

Goal, New, Dropped, Gain/Loss



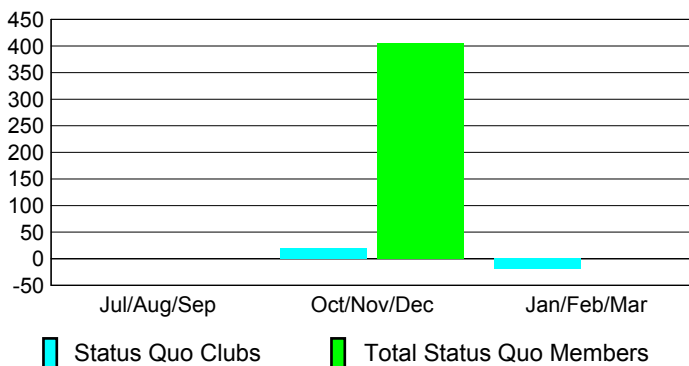
Comparison of Club Gain/Loss

Current Year Compared to the Previous Year



YTD Status Quo Clubs 2009-2010

Status Quo Clubs Compared to Status Quo Members



MEMBERSHIP

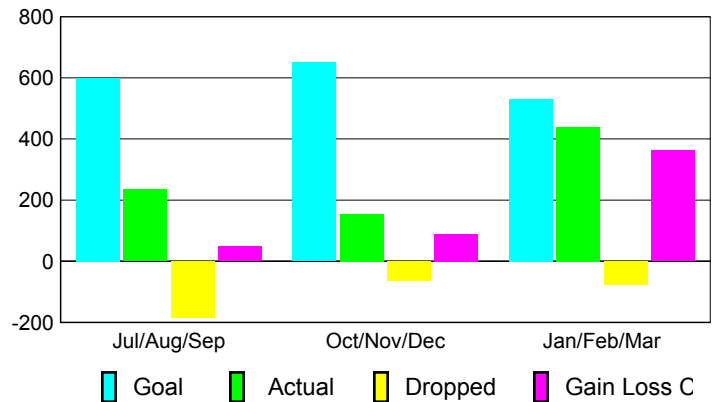
Membership Results
2009-2010

Membership
2008-2009

Month	Net Memb Goal	Actual New Memb	Actual Dropped Memb	Gain/Loss of Memb	Gain/Loss of Memb
Jul/Aug/Sep	600	234	-186	48	-71
Oct/Nov/Dec	650	154	-65	89	107
Jan/Feb/Mar	530	439	-77	362	244
Totals	1780	827	-328	499	280

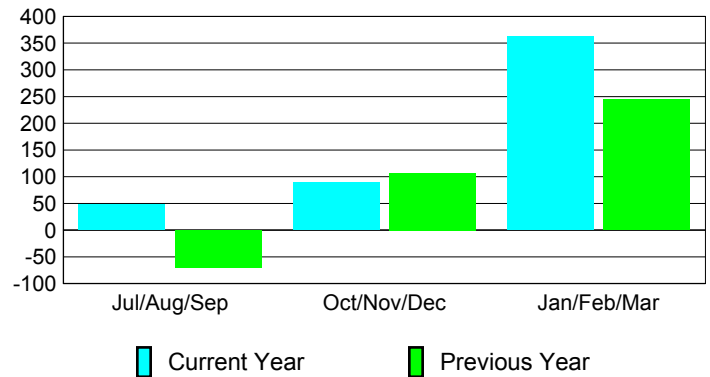
Membership Results 2009-2010

Goal, New, Dropped, Gain/Loss

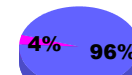


Comparison of Membership Gain/Loss

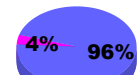
Current Year Compared to the Previous Year



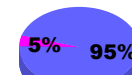
Gender Comparison 2009-2010



Jul/Aug/Sep



Oct/Nov/Dec



Jan/Feb/Mar

Male

Female



2009-2010 GMT Quarterly Report for District (or Undistricted) **District 324A3**

GMT: Adv K G RAMA KRISHNA MUR

Location: INDIA

GMT CA: 6

CLUBS

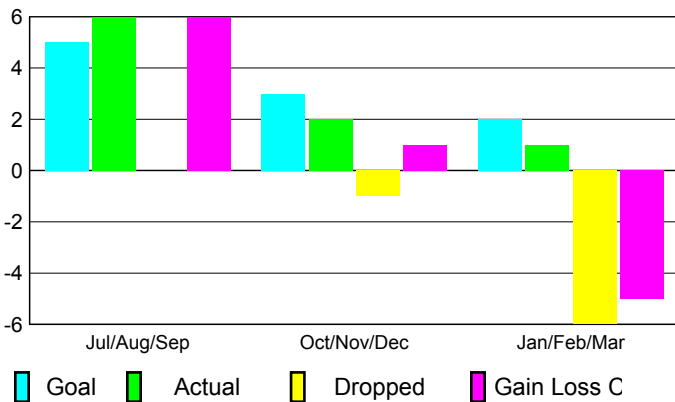
Club Results
2009-2010

Clubs
2008-2009

Month	New Club Goal	Actual New Clubs	Actual Dropped Clubs	Gain/Loss of Clubs	Gain/Loss of Clubs
Jul/Aug/Sep	5	6	0	6	3
Oct/Nov/Dec	3	2	-1	1	0
Jan/Feb/Mar	2	1	-6	-5	-1
Totals	10	9	-7	2	2

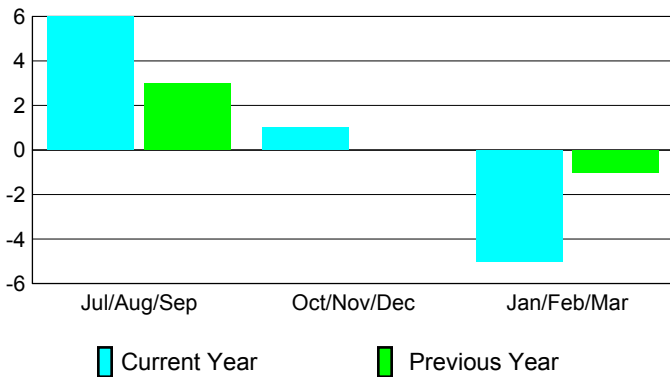
Club Results 2009-2010

Goal, New, Dropped, Gain/Loss



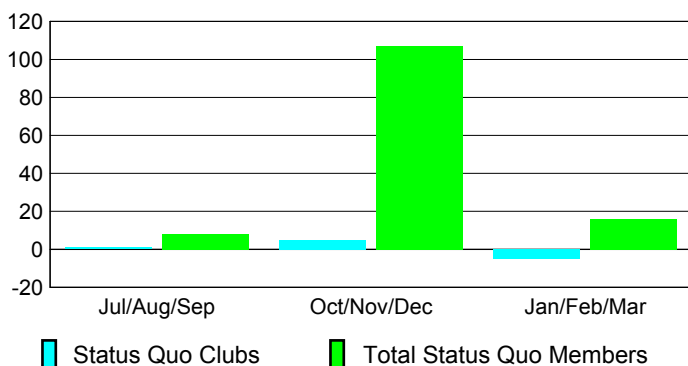
Comparison of Club Gain/Loss

Current Year Compared to the Previous Year



YTD Status Quo Clubs 2009-2010

Status Quo Clubs Compared to Status Quo Members



MEMBERSHIP

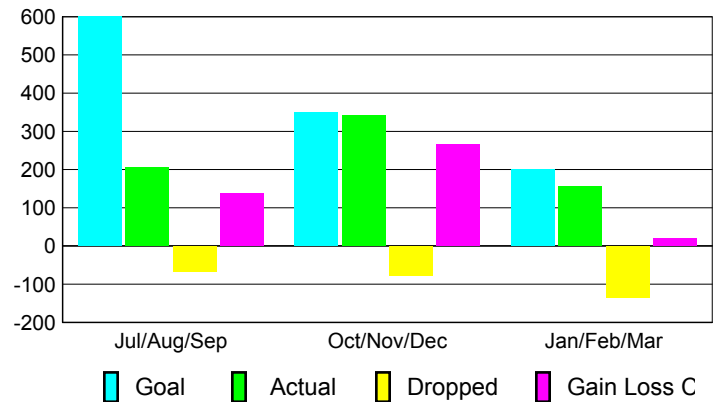
Membership Results
2009-2010

Membership
2008-2009

Month	Net Memb Goal	Actual New Memb	Actual Dropped Memb	Gain/Loss of Memb	Gain/Loss of Memb
Jul/Aug/Sep	600	206	-68	138	103
Oct/Nov/Dec	350	343	-77	266	20
Jan/Feb/Mar	200	156	-135	21	122
Totals	1150	705	-280	425	245

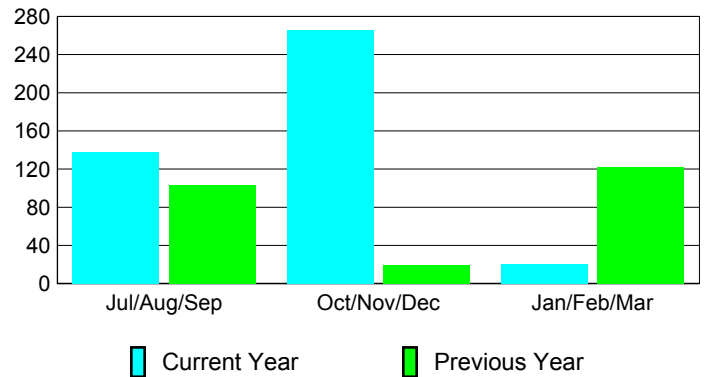
Membership Results 2009-2010

Goal, New, Dropped, Gain/Loss

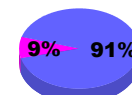


Comparison of Membership Gain/Loss

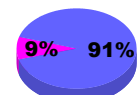
Current Year Compared to the Previous Year



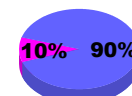
Gender Comparison 2009-2010



Jul/Aug/Sep



Oct/Nov/Dec



Jan/Feb/Mar

Male

Female



2009-2010 GMT Quarterly Report for District (or Undistricted) **District 324A4**

GMT: **Adv K G RAMA KRISHNA MUR**

Location: **INDIA**

GMT CA: **6**

CLUBS

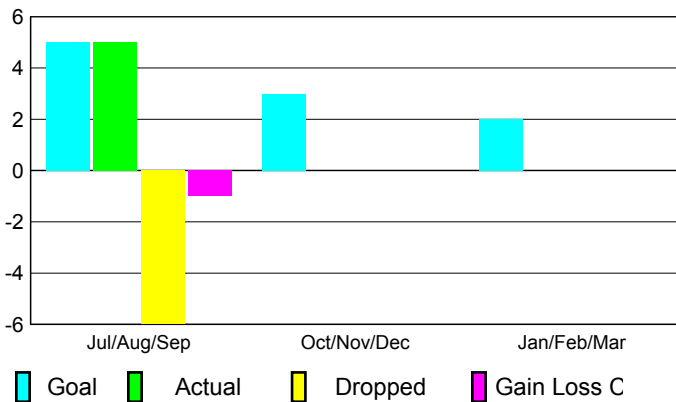
Club Results
2009-2010

Clubs
2008-2009

Month	New Club Goal	Actual New Clubs	Actual Dropped Clubs	Gain/Loss of Clubs	Gain/Loss of Clubs
Jul/Aug/Sep	5	5	-6	-1	1
Oct/Nov/Dec	3	0	0	0	4
Jan/Feb/Mar	2	0	0	0	1
Totals	10	5	-6	-1	6

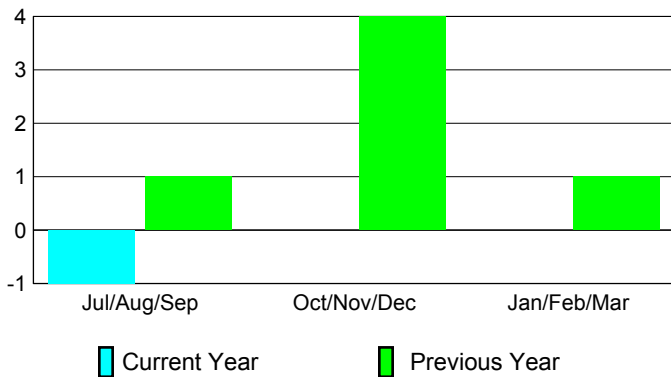
Club Results 2009-2010

Goal, New, Dropped, Gain/Loss



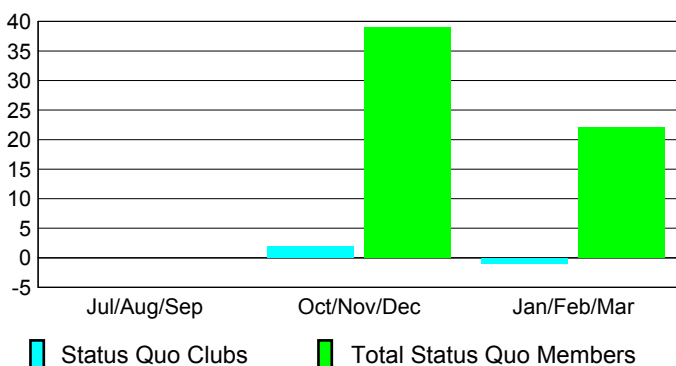
Comparison of Club Gain/Loss

Current Year Compared to the Previous Year



YTD Status Quo Clubs 2009-2010

Status Quo Clubs Compared to Status Quo Members



MEMBERSHIP

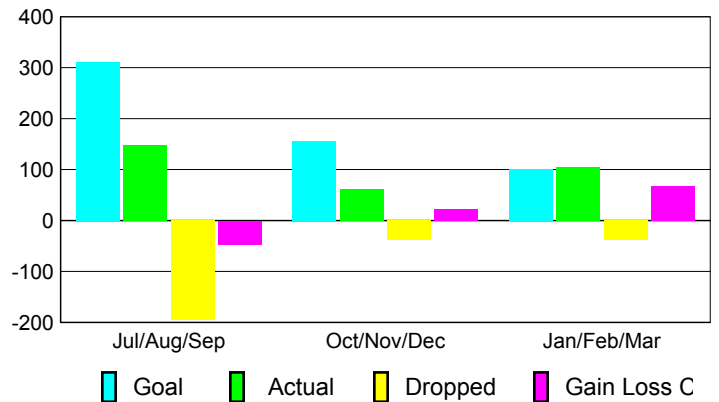
Membership Results
2009-2010

Membership
2008-2009

Month	Net Memb Goal	Actual New Memb	Actual Dropped Memb	Gain/Loss of Memb	Gain/Loss of Memb
Jul/Aug/Sep	310	148	-195	-47	13
Oct/Nov/Dec	155	62	-39	23	107
Jan/Feb/Mar	100	105	-38	67	48
Totals	565	315	-272	43	168

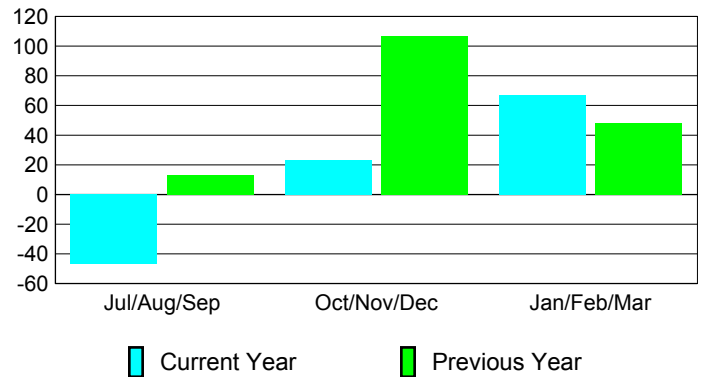
Membership Results 2009-2010

Goal, New, Dropped, Gain/Loss

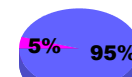


Comparison of Membership Gain/Loss

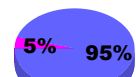
Current Year Compared to the Previous Year



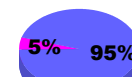
Gender Comparison 2009-2010



Jul/Aug/Sep



Oct/Nov/Dec



Jan/Feb/Mar

Male

Female



2009-2010 GMT Quarterly Report for District (or Undistricted) **District 324A5**

GMT: **Adv K G RAMA KRISHNA MUR**

Location: **INDIA**

GMT CA: **6**

CLUBS

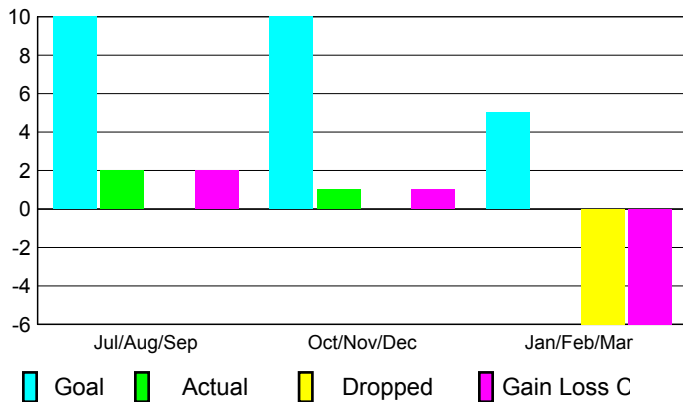
Club Results
2009-2010

Clubs
2008-2009

Month	New Club Goal	Actual New Clubs	Actual Dropped Clubs	Gain/Loss of Clubs	Gain/Loss of Clubs
Jul/Aug/Sep	10	2	0	2	-2
Oct/Nov/Dec	10	1	0	1	1
Jan/Feb/Mar	5	0	-6	-6	4
Totals	25	3	-6	-3	3

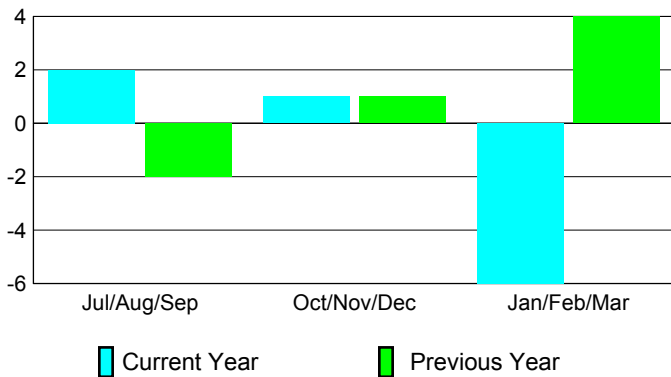
Club Results 2009-2010

Goal, New, Dropped, Gain/Loss



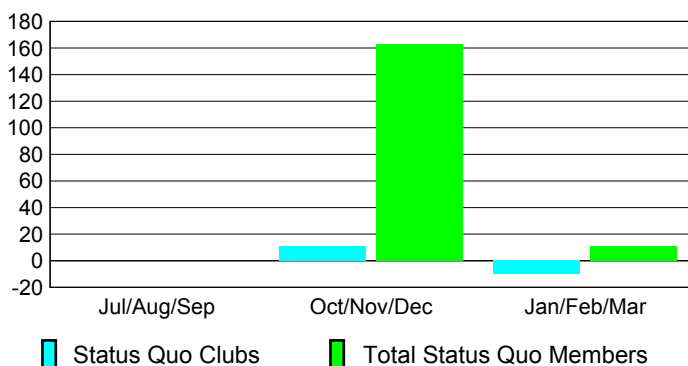
Comparison of Club Gain/Loss

Current Year Compared to the Previous Year



YTD Status Quo Clubs 2009-2010

Status Quo Clubs Compared to Status Quo Members



MEMBERSHIP

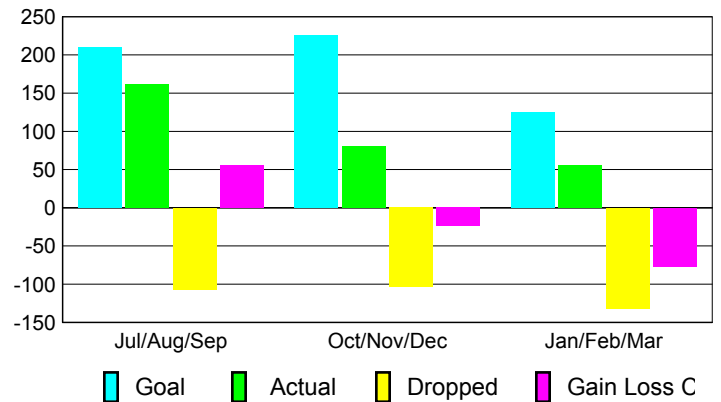
Membership Results
2009-2010

Membership
2008-2009

Month	Net Memb Goal	Actual New Memb	Actual Dropped Memb	Gain/Loss of Memb	Gain/Loss of Memb
Jul/Aug/Sep	210	162	-107	55	-45
Oct/Nov/Dec	225	80	-104	-24	22
Jan/Feb/Mar	125	55	-132	-77	90
Totals	560	297	-343	-46	67

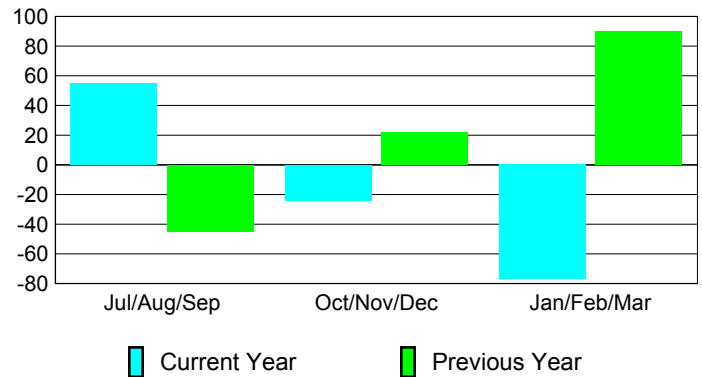
Membership Results 2009-2010

Goal, New, Dropped, Gain/Loss

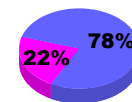


Comparison of Membership Gain/Loss

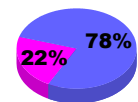
Current Year Compared to the Previous Year



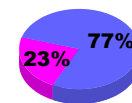
Gender Comparison 2009-2010



Jul/Aug/Sep



Oct/Nov/Dec



Jan/Feb/Mar

Male

Female



2009-2010 GMT Quarterly Report for District (or Undistricted) **District 324A6**

GMT: **Adv K G RAMA KRISHNA MUR**

Location: **INDIA**

GMT CA: **6**

CLUBS

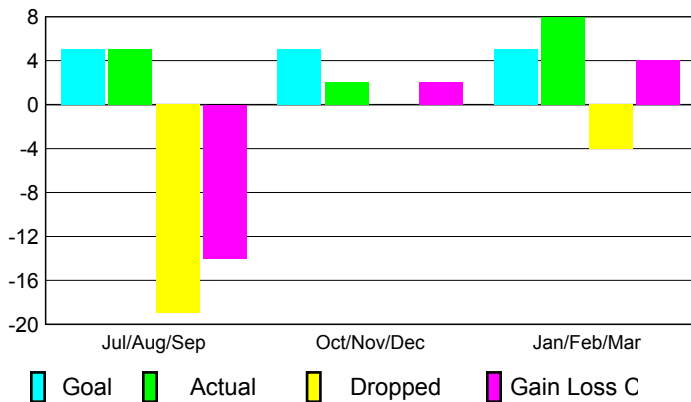
Club Results
2009-2010

Clubs
2008-2009

Month	New Club Goal	Actual New Clubs	Actual Dropped Clubs	Gain/Loss of Clubs	Gain/Loss of Clubs
Jul/Aug/Sep	5	5	-19	-14	-2
Oct/Nov/Dec	5	2	0	2	2
Jan/Feb/Mar	5	8	-4	4	-6
Totals	15	15	-23	-8	-6

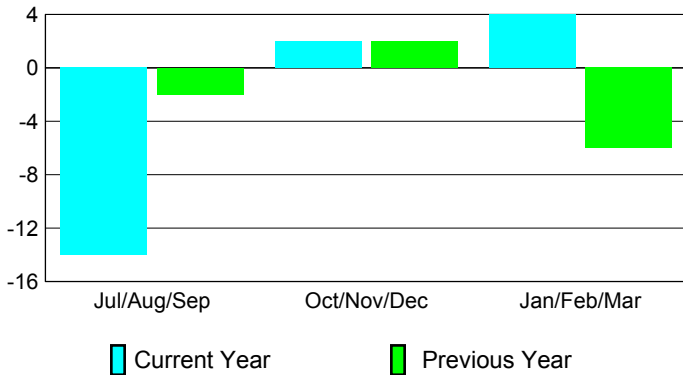
Club Results 2009-2010

Goal, New, Dropped, Gain/Loss



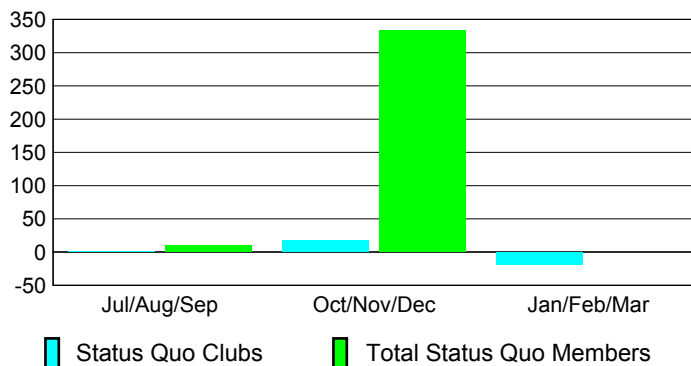
Comparison of Club Gain/Loss

Current Year Compared to the Previous Year



YTD Status Quo Clubs 2009-2010

Status Quo Clubs Compared to Status Quo Members



MEMBERSHIP

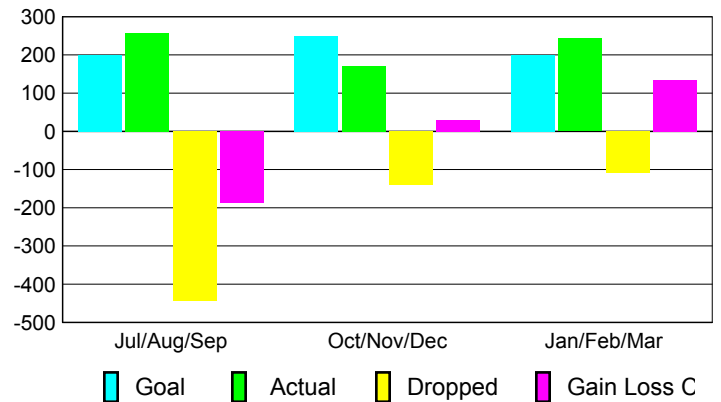
Membership Results
2009-2010

Membership
2008-2009

Month	Net Memb Goal	Actual New Memb	Actual Dropped Memb	Gain/Loss of Memb	Gain/Loss of Memb
Jul/Aug/Sep	200	258	-445	-187	-14
Oct/Nov/Dec	250	171	-141	30	119
Jan/Feb/Mar	200	243	-109	134	-45
Totals	650	672	-695	-23	60

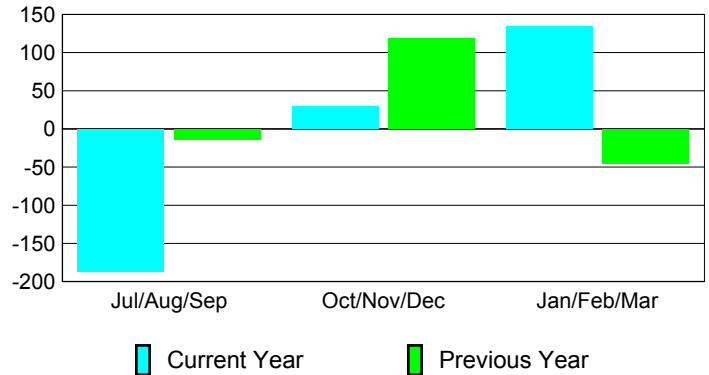
Membership Results 2009-2010

Goal, New, Dropped, Gain/Loss

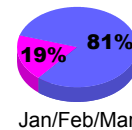
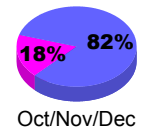
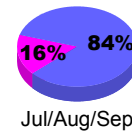


Comparison of Membership Gain/Loss

Current Year Compared to the Previous Year



Gender Comparison 2009-2010



Male

Female



2009-2010 GMT Quarterly Report for District (or Undistricted) **District 324B1**

GMT: Adv K G RAMA KRISHNA MUR

Location: INDIA

GMT CA: 6

CLUBS

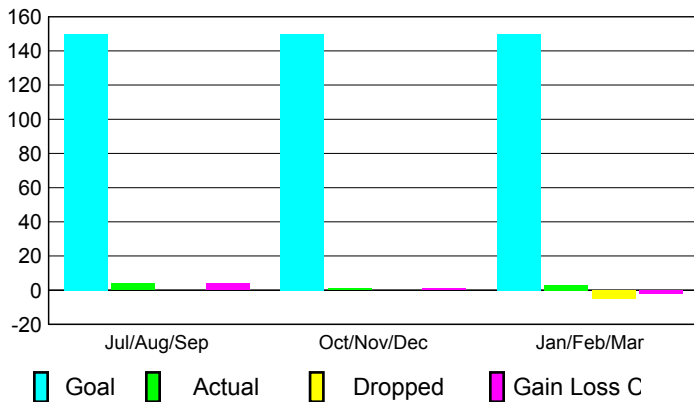
Club Results
2009-2010

Clubs
2008-2009

Month	New Club	Actual New	Actual Dropped	Gain/Loss of	Gain/Loss of
	Goal	Clubs	Clubs	Clubs	Clubs
Jul/Aug/Sep	150	4	0	4	5
Oct/Nov/Dec	150	1	0	1	6
Jan/Feb/Mar	150	3	-5	-2	2
Totals	450	8	-5	3	13

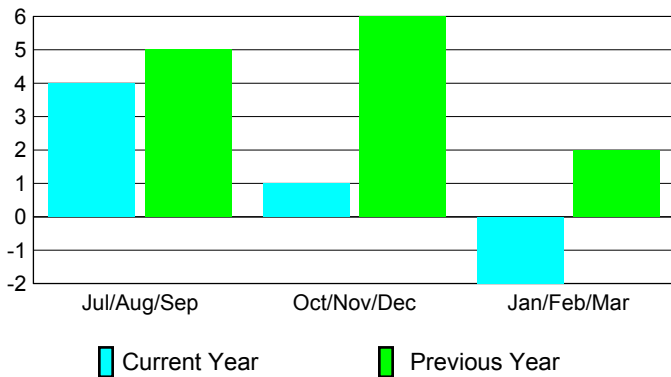
Club Results 2009-2010

Goal, New, Dropped, Gain/Loss



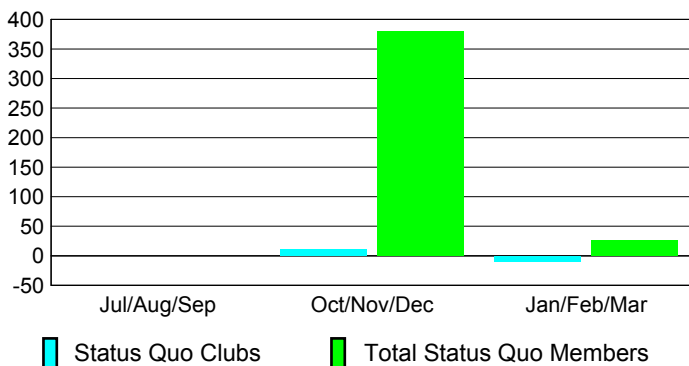
Comparison of Club Gain/Loss

Current Year Compared to the Previous Year



YTD Status Quo Clubs 2009-2010

Status Quo Clubs Compared to Status Quo Members



MEMBERSHIP

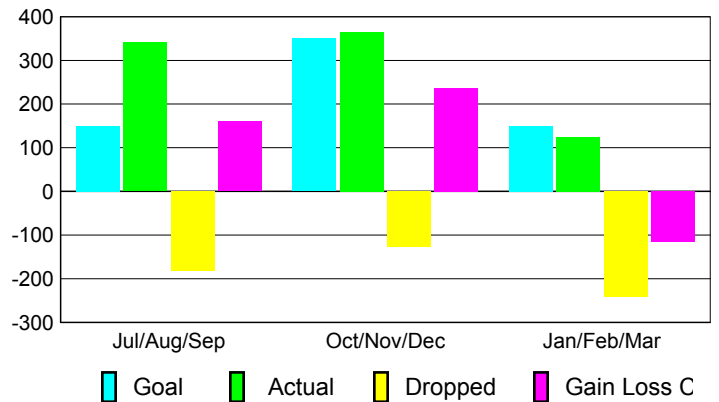
Membership Results
2009-2010

Membership
2008-2009

Month	Net Memb	Actual New	Actual Dropped	Gain/Loss of	Gain/Loss of
	Goal	Memb	Memb	Memb	Memb
Jul/Aug/Sep	150	341	-181	160	491
Oct/Nov/Dec	350	365	-128	237	326
Jan/Feb/Mar	150	125	-241	-116	301
Totals	650	831	-550	281	1118

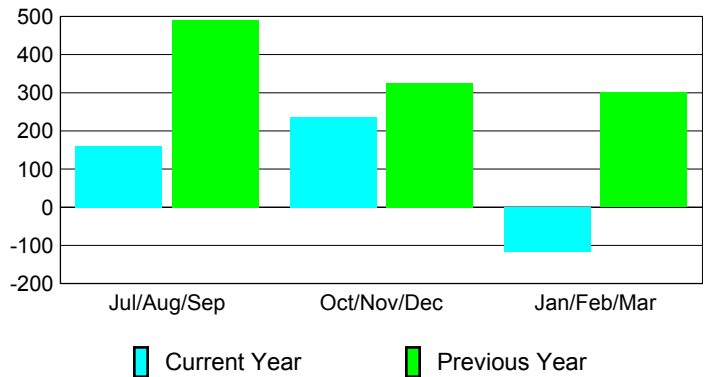
Membership Results 2009-2010

Goal, New, Dropped, Gain/Loss

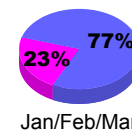
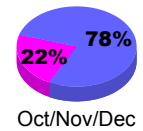
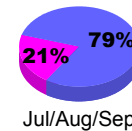


Comparison of Membership Gain/Loss

Current Year Compared to the Previous Year



Gender Comparison 2009-2010



Male

Female



2009-2010 GMT Quarterly Report for District (or Undistricted) **District 324B2**

GMT: **Adv K G RAMA KRISHNA MUR**

Location: **INDIA**

GMT CA: **6**

CLUBS

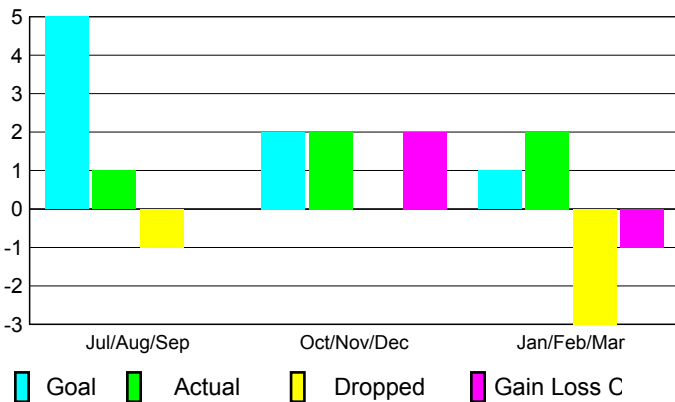
Club Results
2009-2010

Clubs
2008-2009

Month	New Club Goal	Actual New Clubs	Actual Dropped Clubs	Gain/Loss of Clubs	Gain/Loss of Clubs
Jul/Aug/Sep	5	1	-1	0	0
Oct/Nov/Dec	2	2	0	2	0
Jan/Feb/Mar	1	2	-3	-1	-1
Totals	8	5	-4	1	-1

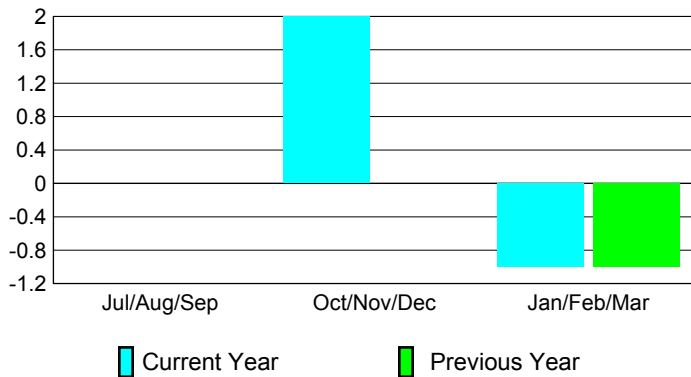
Club Results 2009-2010

Goal, New, Dropped, Gain/Loss



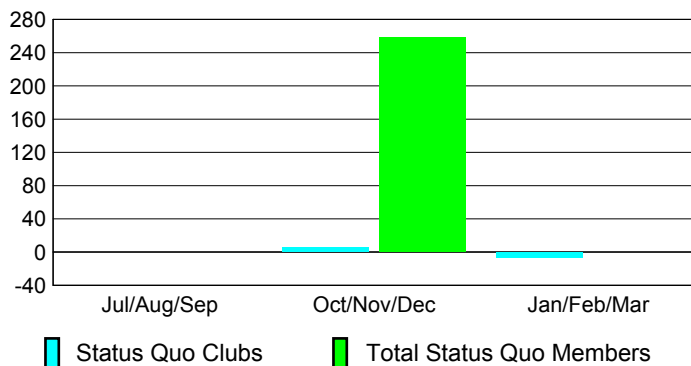
Comparison of Club Gain/Loss

Current Year Compared to the Previous Year



YTD Status Quo Clubs 2009-2010

Status Quo Clubs Compared to Status Quo Members



MEMBERSHIP

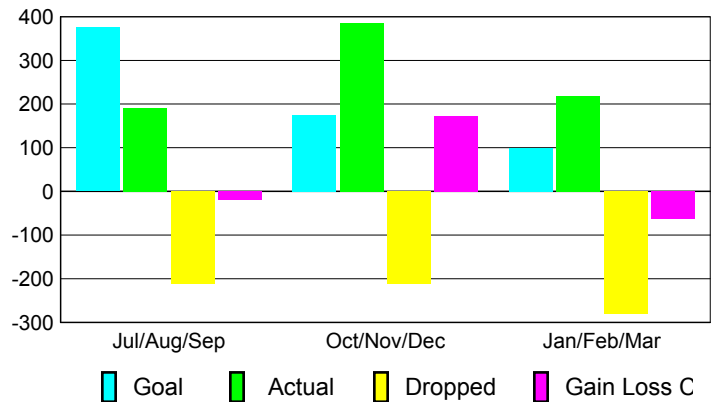
Membership Results
2009-2010

Membership
2008-2009

Month	Net Memb Goal	Actual New Memb	Actual Dropped Memb	Gain/Loss of Memb	Gain/Loss of Memb
Jul/Aug/Sep	375	191	-211	-20	277
Oct/Nov/Dec	175	385	-212	173	8
Jan/Feb/Mar	100	218	-281	-63	366
Totals	650	794	-704	90	651

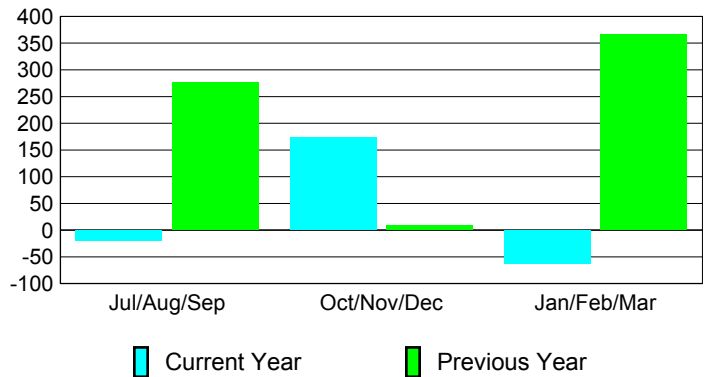
Membership Results 2009-2010

Goal, New, Dropped, Gain/Loss

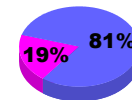


Comparison of Membership Gain/Loss

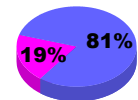
Current Year Compared to the Previous Year



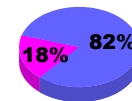
Gender Comparison 2009-2010



Jul/Aug/Sep



Oct/Nov/Dec



Jan/Feb/Mar

Male

Female



2009-2010 GMT Quarterly Report for District (or Undistricted) **District 324B3**

GMT: **Adv K G RAMA KRISHNA MUR**

Location: **INDIA**

GMT CA: **6**

CLUBS

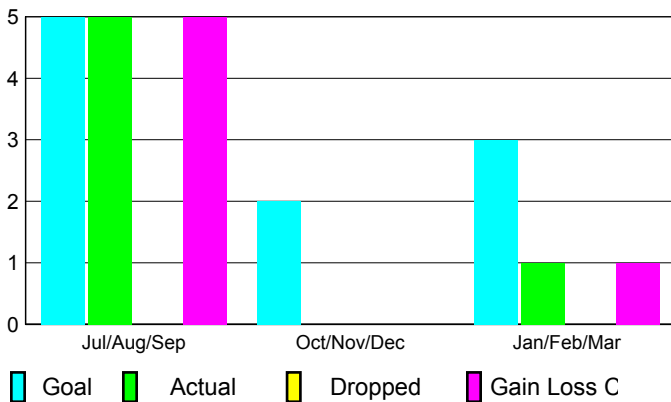
Club Results
2009-2010

Clubs
2008-2009

Month	New Club	Actual New	Actual Dropped	Gain/Loss of	Gain/Loss of
	Goal	Clubs	Clubs	Clubs	Clubs
Jul/Aug/Sep	5	5	0	5	1
Oct/Nov/Dec	2	0	0	0	0
Jan/Feb/Mar	3	1	0	1	6
Totals	10	6	0	6	7

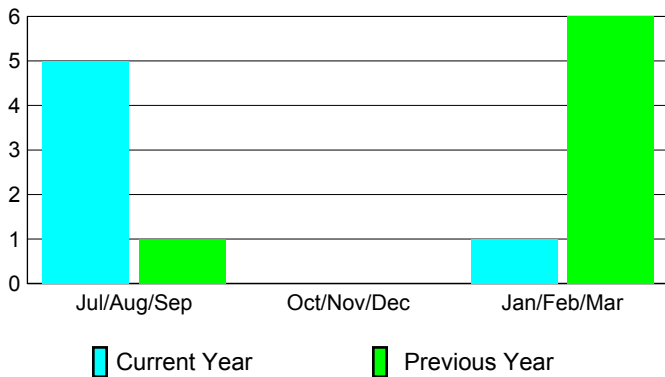
Club Results 2009-2010

Goal, New, Dropped, Gain/Loss



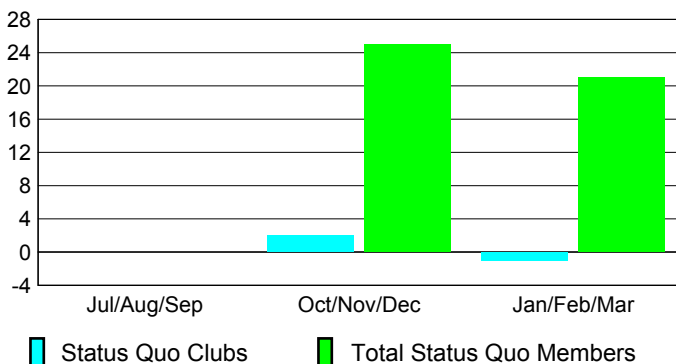
Comparison of Club Gain/Loss

Current Year Compared to the Previous Year



YTD Status Quo Clubs 2009-2010

Status Quo Clubs Compared to Status Quo Members



MEMBERSHIP

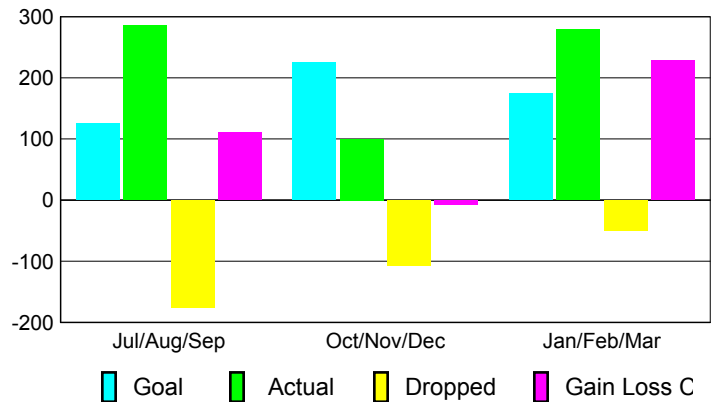
Membership Results
2009-2010

Membership
2008-2009

Month	Net Memb	Actual New	Actual Dropped	Gain/Loss of	Gain/Loss of
	Goal	Memb	Memb	Memb	Memb
Jul/Aug/Sep	125	286	-176	110	-16
Oct/Nov/Dec	225	100	-107	-7	-12
Jan/Feb/Mar	175	279	-50	229	295
Totals	525	665	-333	332	267

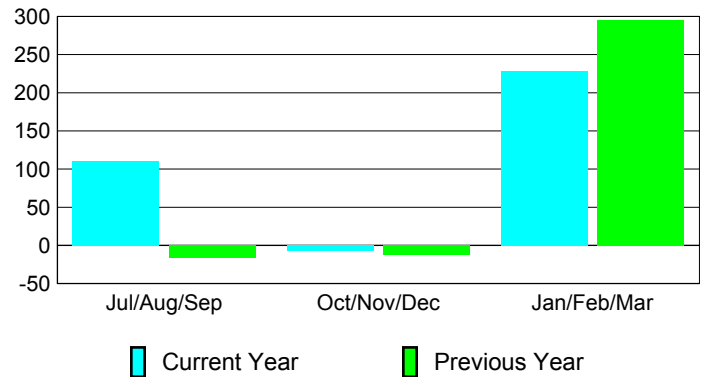
Membership Results 2009-2010

Goal, New, Dropped, Gain/Loss

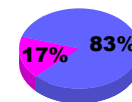


Comparison of Membership Gain/Loss

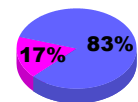
Current Year Compared to the Previous Year



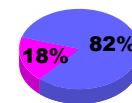
Gender Comparison 2009-2010



Jul/Aug/Sep



Oct/Nov/Dec



Jan/Feb/Mar

Male

Female



2009-2010 GMT Quarterly Report for District (or Undistricted) **District 324B4**

GMT: **Adv K G RAMA KRISHNA MUR**

Location: **INDIA**

GMT CA: **6**

CLUBS

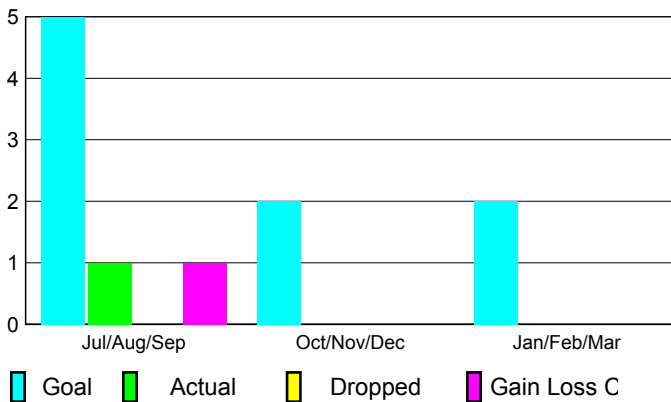
Club Results
2009-2010

Clubs
2008-2009

Month	New Club Goal	Actual New Clubs	Actual Dropped Clubs	Gain/Loss of Clubs	Gain/Loss of Clubs
Jul/Aug/Sep	5	1	0	1	0
Oct/Nov/Dec	2	0	0	0	2
Jan/Feb/Mar	2	0	0	0	5
Totals	9	1	0	1	7

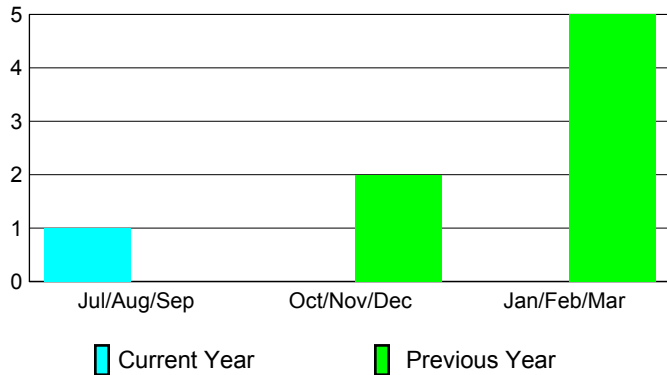
Club Results 2009-2010

Goal, New, Dropped, Gain/Loss



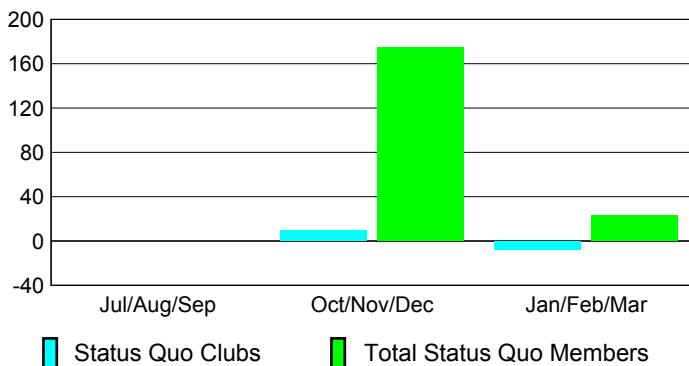
Comparison of Club Gain/Loss

Current Year Compared to the Previous Year



YTD Status Quo Clubs 2009-2010

Status Quo Clubs Compared to Status Quo Members



MEMBERSHIP

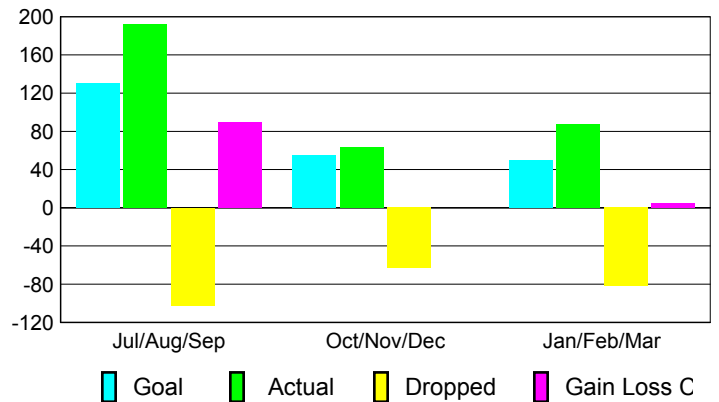
Membership Results
2009-2010

Membership
2008-2009

Month	Net Memb Goal	Actual New Memb	Actual Dropped Memb	Gain/Loss of Memb	Gain/Loss of Memb
Jul/Aug/Sep	130	192	-102	90	110
Oct/Nov/Dec	55	63	-63	0	223
Jan/Feb/Mar	50	87	-82	5	228
Totals	235	342	-247	95	561

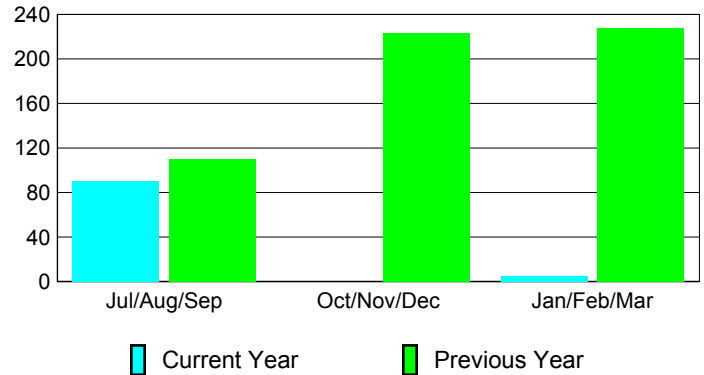
Membership Results 2009-2010

Goal, New, Dropped, Gain/Loss

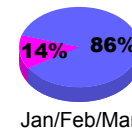
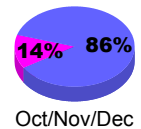
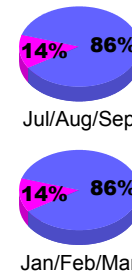


Comparison of Membership Gain/Loss

Current Year Compared to the Previous Year



Gender Comparison 2009-2010



Male

Female



2009-2010 GMT Quarterly Report for District (or Undistricted) **District 324B5**

GMT: **Adv K G RAMA KRISHNA MUR**

Location: **INDIA**

GMT CA: **6**

CLUBS

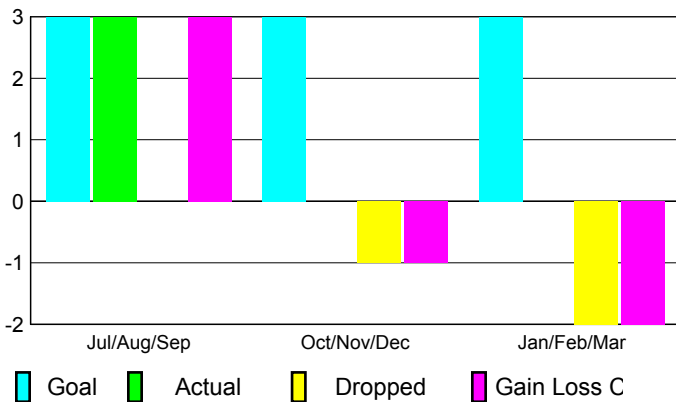
Club Results
2009-2010

Clubs
2008-2009

Month	New Club	Actual New	Actual Dropped	Gain/Loss of	Gain/Loss of
	Goal	Clubs	Clubs	Clubs	Clubs
Jul/Aug/Sep	3	3	0	3	0
Oct/Nov/Dec	3	0	-1	-1	2
Jan/Feb/Mar	3	0	-2	-2	-1
Totals	9	3	-3	0	1

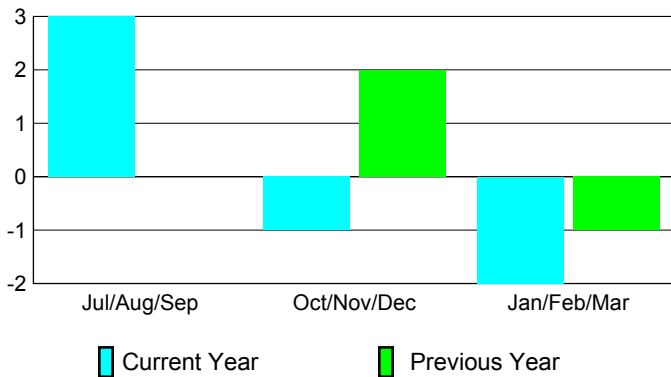
Club Results 2009-2010

Goal, New, Dropped, Gain/Loss



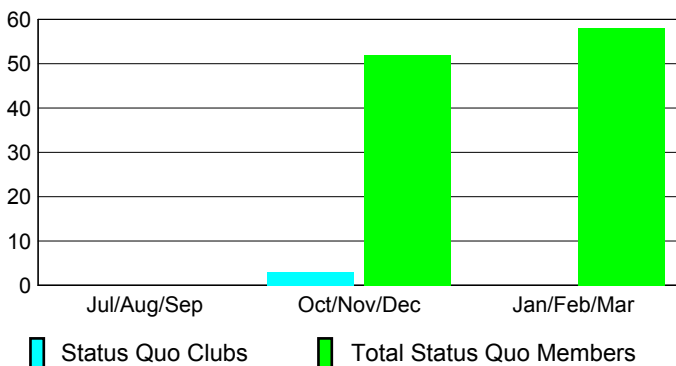
Comparison of Club Gain/Loss

Current Year Compared to the Previous Year



YTD Status Quo Clubs 2009-2010

Status Quo Clubs Compared to Status Quo Members



MEMBERSHIP

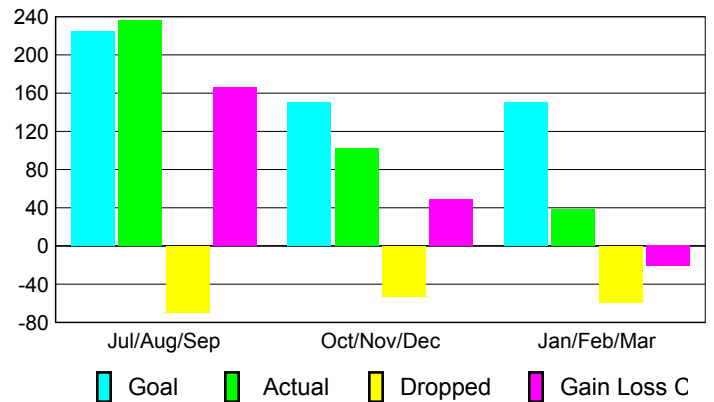
Membership Results
2009-2010

Membership
2008-2009

Month	Net Memb	Actual New	Actual Dropped	Gain/Loss of	Gain/Loss of
	Goal	Memb	Memb	Memb	Memb
Jul/Aug/Sep	225	236	-70	166	33
Oct/Nov/Dec	150	102	-53	49	60
Jan/Feb/Mar	150	38	-59	-21	-9
Totals	525	376	-182	194	84

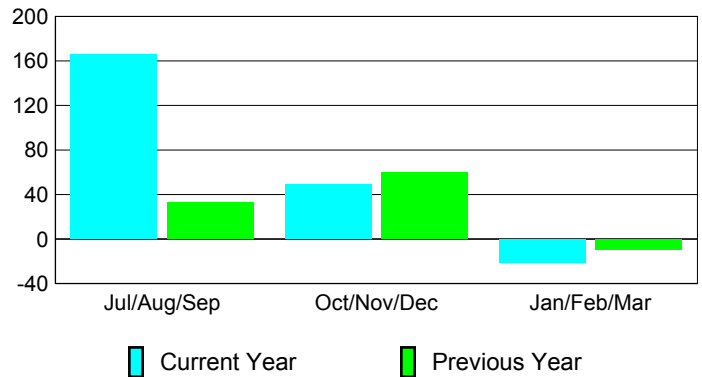
Membership Results 2009-2010

Goal, New, Dropped, Gain/Loss

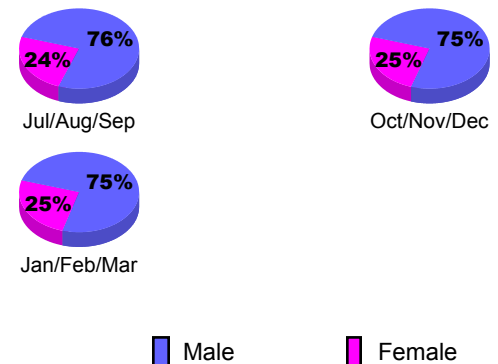


Comparison of Membership Gain/Loss

Current Year Compared to the Previous Year



Gender Comparison 2009-2010





2009-2010 GMT Quarterly Report for District (or Undistricted) **District 324C1**

GMT: **Adv K G RAMA KRISHNA MUR**

Location: **INDIA**

GMT CA: **6**

CLUBS

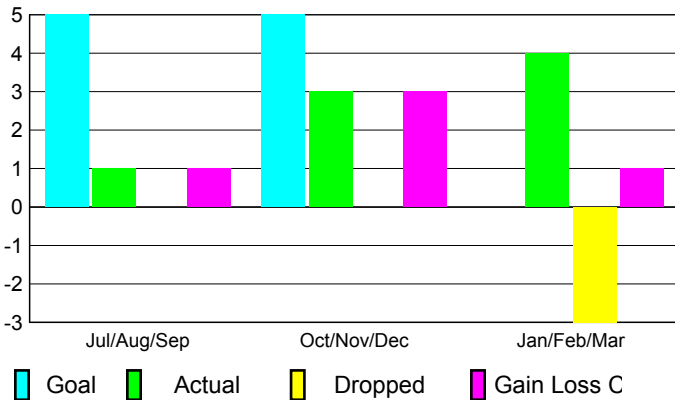
Club Results
2009-2010

Clubs
2008-2009

Month	New Club	Actual New	Actual Dropped	Gain/Loss of	Gain/Loss of
	Goal	Clubs	Clubs	Clubs	Clubs
Jul/Aug/Sep	5	1	0	1	-1
Oct/Nov/Dec	5	3	0	3	-3
Jan/Feb/Mar	0	4	-3	1	-8
Totals	10	8	-3	5	-12

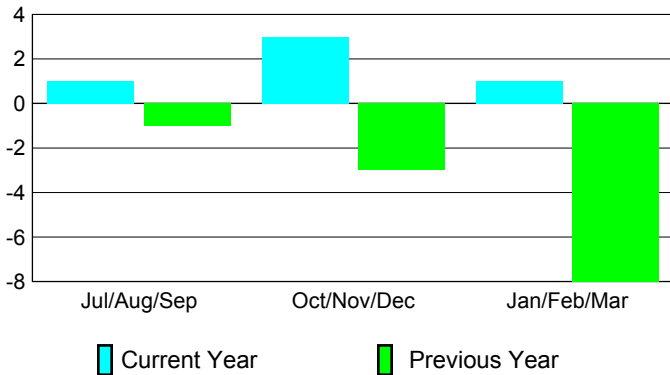
Club Results 2009-2010

Goal, New, Dropped, Gain/Loss



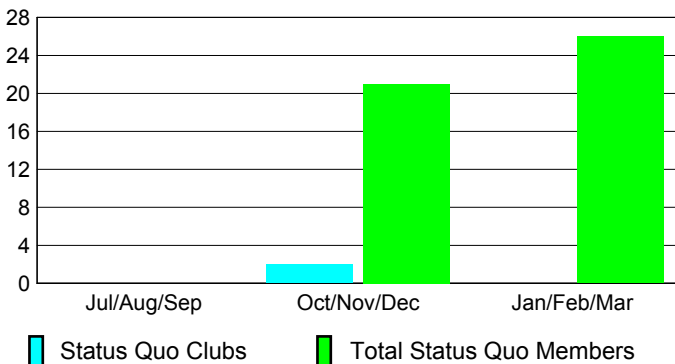
Comparison of Club Gain/Loss

Current Year Compared to the Previous Year



YTD Status Quo Clubs 2009-2010

Status Quo Clubs Compared to Status Quo Members



MEMBERSHIP

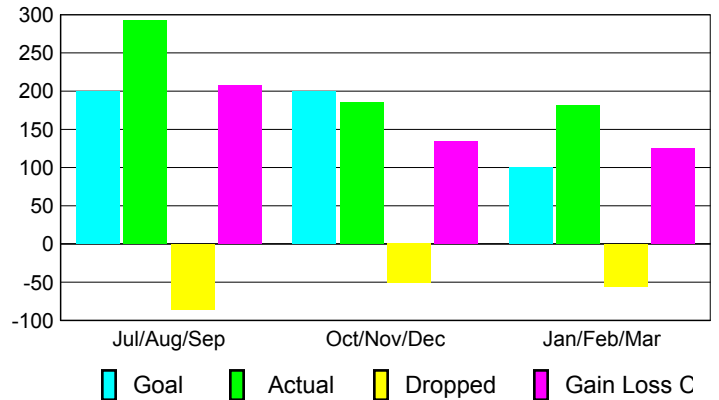
Membership Results
2009-2010

Membership
2008-2009

Month	Net Memb	Actual New	Actual Dropped	Gain/Loss of	Gain/Loss of
	Goal	Memb	Memb	Memb	Memb
Jul/Aug/Sep	200	293	-86	207	65
Oct/Nov/Dec	200	185	-51	134	-67
Jan/Feb/Mar	100	181	-56	125	-63
Totals	500	659	-193	466	-65

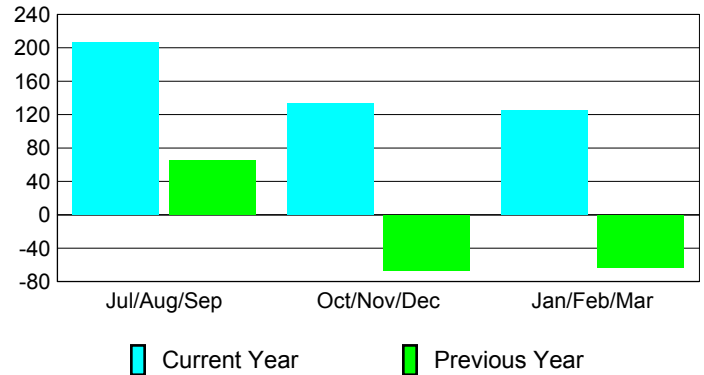
Membership Results 2009-2010

Goal, New, Dropped, Gain/Loss

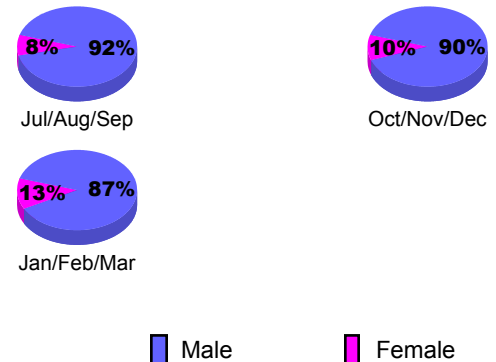


Comparison of Membership Gain/Loss

Current Year Compared to the Previous Year



Gender Comparison 2009-2010





2009-2010 GMT Quarterly Report for District (or Undistricted) **District 324C2**

GMT: **Adv K G RAMA KRISHNA MUR**

Location: **INDIA**

GMT CA: **6**

CLUBS

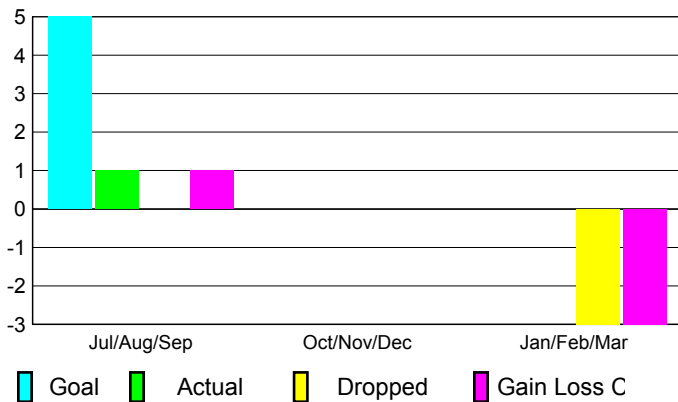
Club Results
2009-2010

Clubs
2008-2009

Month	New Club Goal	Actual New Clubs	Actual Dropped Clubs	Gain/Loss of Clubs	Gain/Loss of Clubs
Jul/Aug/Sep	5	1	0	1	3
Oct/Nov/Dec	0	0	0	0	3
Jan/Feb/Mar	0	0	-3	-3	1
Totals	5	1	-3	-2	7

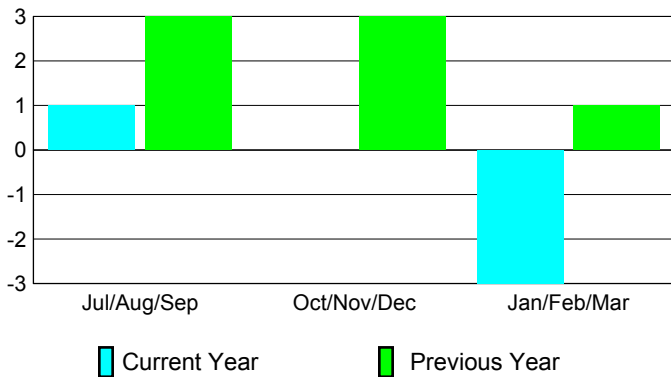
Club Results 2009-2010

Goal, New, Dropped, Gain/Loss



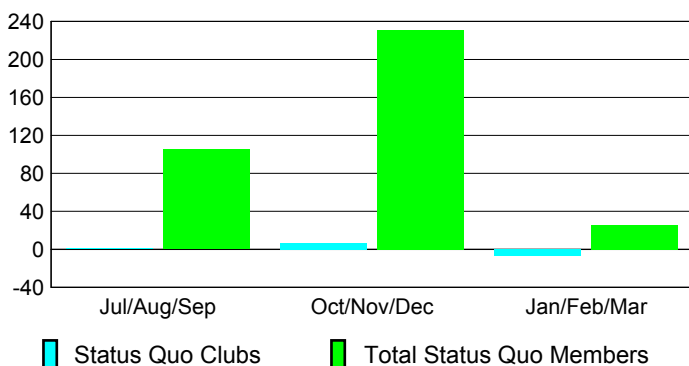
Comparison of Club Gain/Loss

Current Year Compared to the Previous Year



YTD Status Quo Clubs 2009-2010

Status Quo Clubs Compared to Status Quo Members



MEMBERSHIP

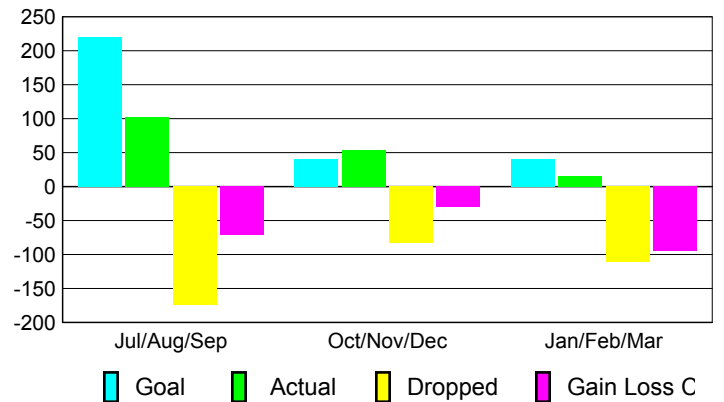
Membership Results
2009-2010

Membership
2008-2009

Month	Net Memb Goal	Actual New Memb	Actual Dropped Memb	Gain/Loss of Memb	Gain/Loss of Memb
Jul/Aug/Sep	220	102	-174	-72	302
Oct/Nov/Dec	40	53	-83	-30	160
Jan/Feb/Mar	40	16	-111	-95	171
Totals	300	171	-368	-197	633

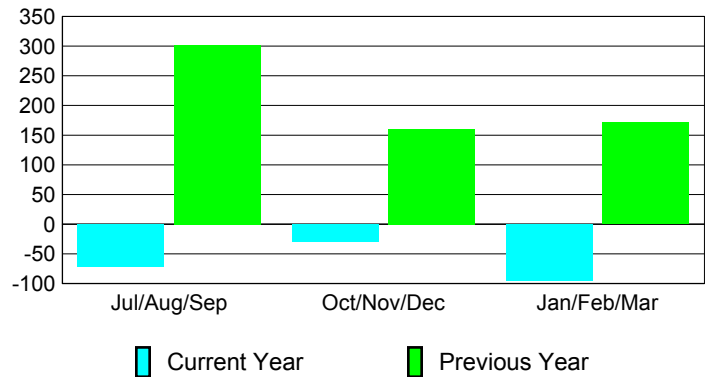
Membership Results 2009-2010

Goal, New, Dropped, Gain/Loss

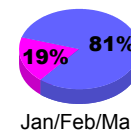
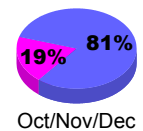
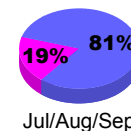


Comparison of Membership Gain/Loss

Current Year Compared to the Previous Year



Gender Comparison 2009-2010



Male

Female



2009-2010 GMT Quarterly Report for District (or Undistricted) **District 324C3**

GMT: **Adv K G RAMA KRISHNA MUR**

Location: **INDIA**

GMT CA: **6**

CLUBS

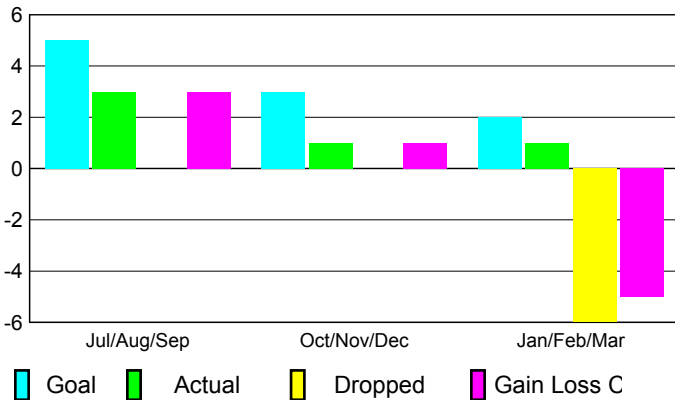
Club Results
2009-2010

Clubs
2008-2009

Month	New Club Goal	Actual New Clubs	Actual Dropped Clubs	Gain/Loss of Clubs	Gain/Loss of Clubs
Jul/Aug/Sep	5	3	0	3	-2
Oct/Nov/Dec	3	1	0	1	7
Jan/Feb/Mar	2	1	-6	-5	4
Totals	10	5	-6	-1	9

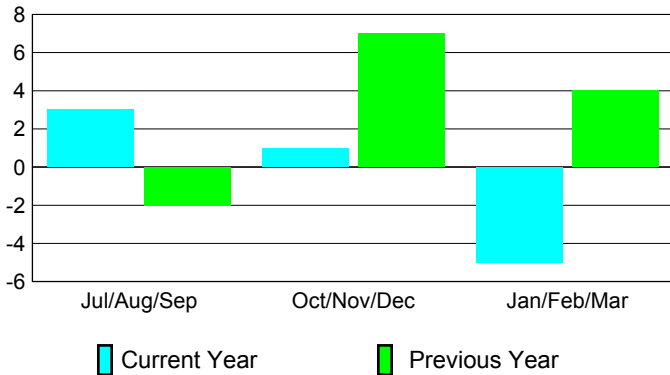
Club Results 2009-2010

Goal, New, Dropped, Gain/Loss



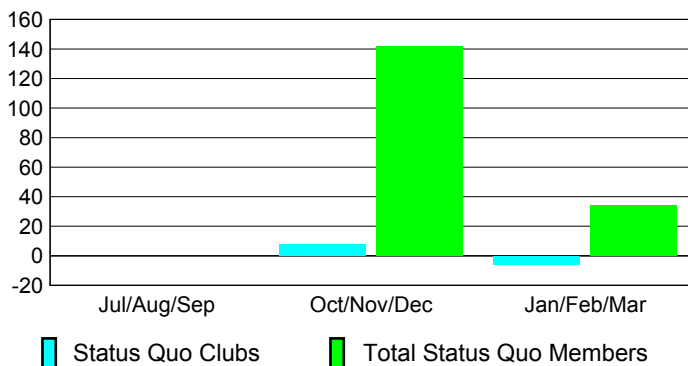
Comparison of Club Gain/Loss

Current Year Compared to the Previous Year



YTD Status Quo Clubs 2009-2010

Status Quo Clubs Compared to Status Quo Members



MEMBERSHIP

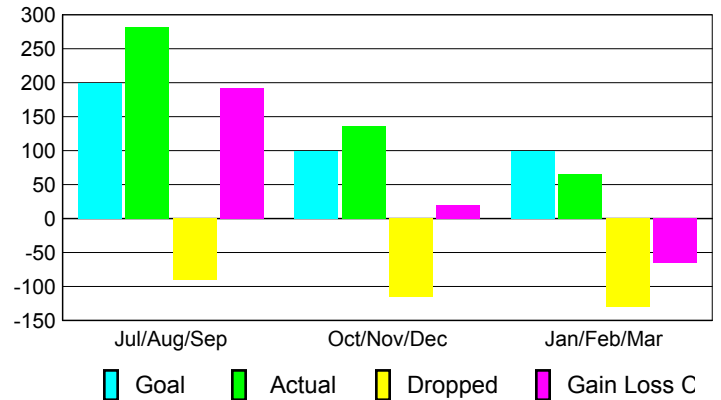
Membership Results
2009-2010

Membership
2008-2009

Month	Net Memb Goal	Actual New Memb	Actual Dropped Memb	Gain/Loss of Memb	Gain/Loss of Memb
Jul/Aug/Sep	200	282	-90	192	135
Oct/Nov/Dec	100	136	-116	20	288
Jan/Feb/Mar	100	65	-130	-65	137
Totals	400	483	-336	147	560

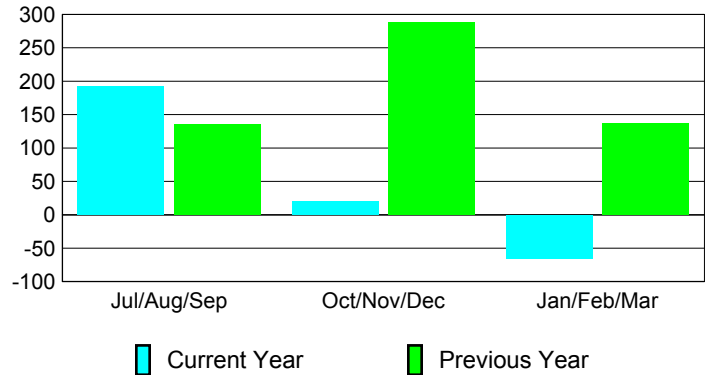
Membership Results 2009-2010

Goal, New, Dropped, Gain/Loss

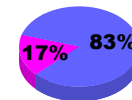


Comparison of Membership Gain/Loss

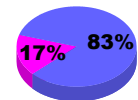
Current Year Compared to the Previous Year



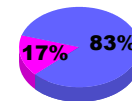
Gender Comparison 2009-2010



Jul/Aug/Sep



Oct/Nov/Dec



Jan/Feb/Mar

Male

Female



2009-2010 GMT Quarterly Report for District (or Undistricted) **District 324C4**

GMT: Adv K G RAMA KRISHNA MUR

Location: INDIA

GMT CA: 6

CLUBS

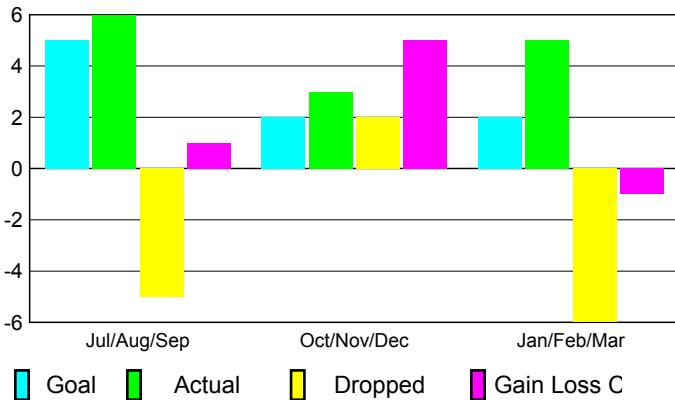
Club Results
2009-2010

Clubs
2008-2009

Month	New Club Goal	Actual New Clubs	Actual Dropped Clubs	Gain/Loss of Clubs	Gain/Loss of Clubs
Jul/Aug/Sep	5	6	-5	1	1
Oct/Nov/Dec	2	3	2	5	6
Jan/Feb/Mar	2	5	-6	-1	5
Totals	9	14	-9	5	12

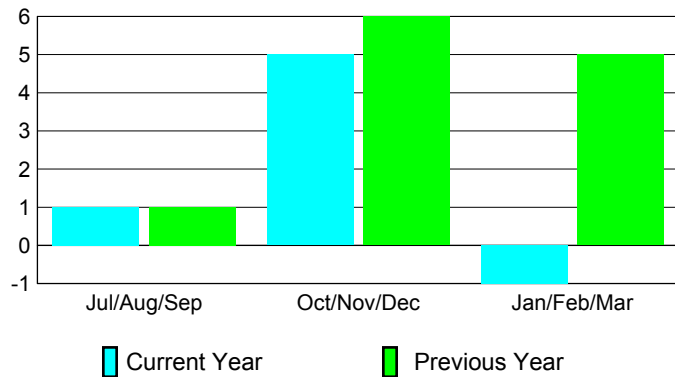
Club Results 2009-2010

Goal, New, Dropped, Gain/Loss



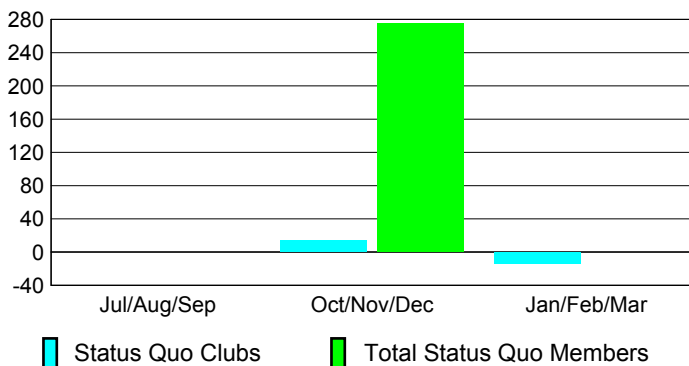
Comparison of Club Gain/Loss

Current Year Compared to the Previous Year



YTD Status Quo Clubs 2009-2010

Status Quo Clubs Compared to Status Quo Members



MEMBERSHIP

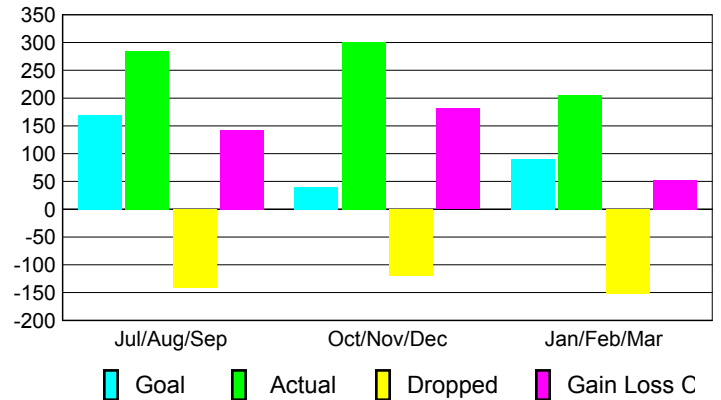
Membership Results
2009-2010

Membership
2008-2009

Month	Net Memb Goal	Actual New Memb	Actual Dropped Memb	Gain/Loss of Memb	Gain/Loss of Memb
Jul/Aug/Sep	170	285	-142	143	93
Oct/Nov/Dec	40	301	-120	181	204
Jan/Feb/Mar	90	205	-152	53	208
Totals	300	791	-414	377	505

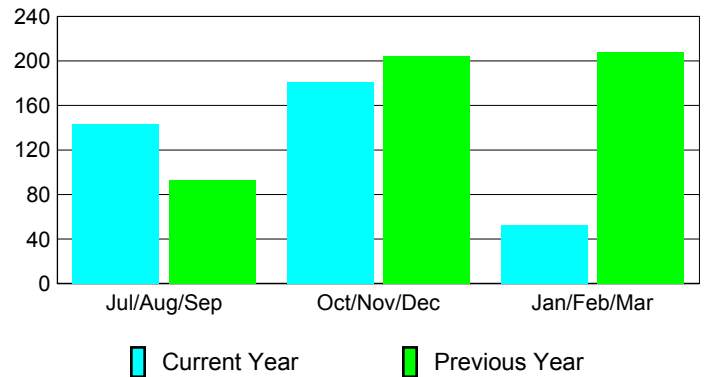
Membership Results 2009-2010

Goal, New, Dropped, Gain/Loss

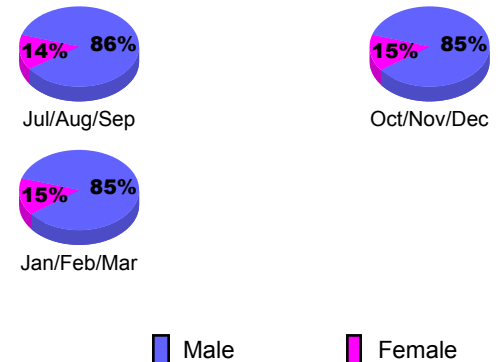


Comparison of Membership Gain/Loss

Current Year Compared to the Previous Year



Gender Comparison 2009-2010





2009-2010 GMT Quarterly Report for District (or Undistricted) **District 324C5**

GMT: Adv K G RAMA KRISHNA MUR

Location: INDIA

GMT CA: 6

CLUBS

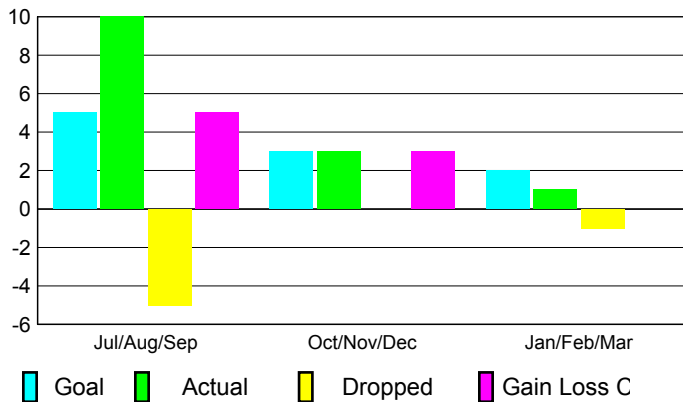
Club Results 2009-2010

Clubs 2008-2009

Month	New Club	Actual New	Actual Dropped	Gain/Loss of	Gain/Loss of
	Goal	Clubs	Clubs	Clubs	Clubs
Jul/Aug/Sep	5	10	-5	5	0
Oct/Nov/Dec	3	3	0	3	4
Jan/Feb/Mar	2	1	-1	0	1
Totals	10	14	-6	8	5

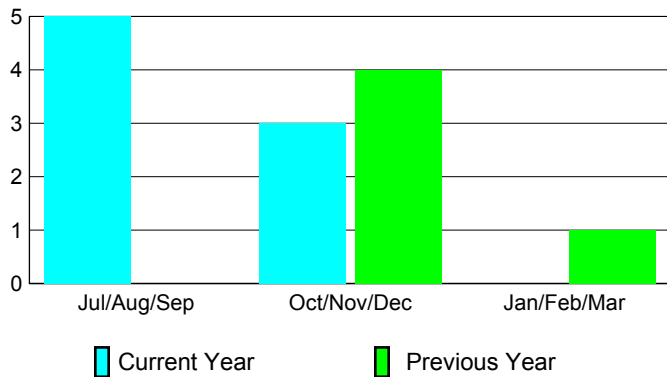
Club Results 2009-2010

Goal, New, Dropped, Gain/Loss



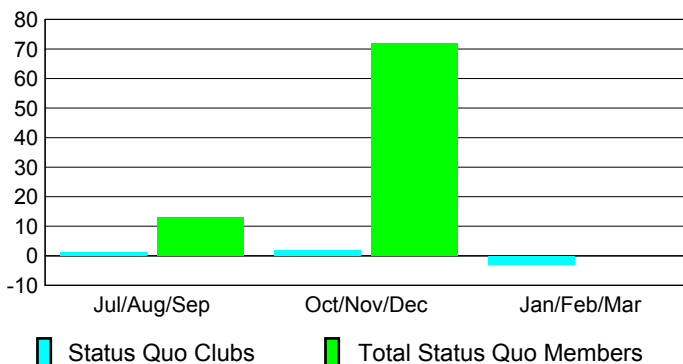
Comparison of Club Gain/Loss

Current Year Compared to the Previous Year



YTD Status Quo Clubs 2009-2010

Status Quo Clubs Compared to Status Quo Members



MEMBERSHIP

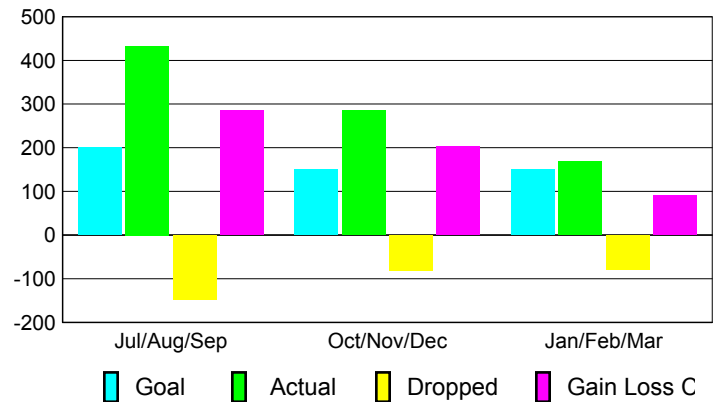
Membership Results 2009-2010

Membership 2008-2009

Month	Net Memb	Actual New	Actual Dropped	Gain/Loss of	Gain/Loss of
	Goal	Memb	Memb	Memb	Memb
Jul/Aug/Sep	200	433	-147	286	22
Oct/Nov/Dec	150	285	-82	203	97
Jan/Feb/Mar	150	169	-79	90	47
Totals	500	887	-308	579	166

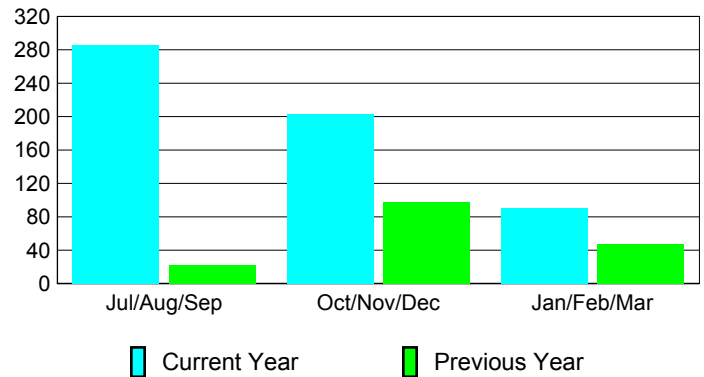
Membership Results 2009-2010

Goal, New, Dropped, Gain/Loss

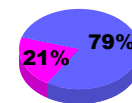
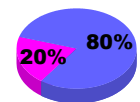
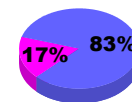


Comparison of Membership Gain/Loss

Current Year Compared to the Previous Year



Gender Comparison 2009-2010



Male

Female



2009-2010 GMT Quarterly Report for District (or Undistricted) **District 324C6**

GMT: Adv K G RAMA KRISHNA MUR

Location: INDIA

GMT CA: 6

CLUBS

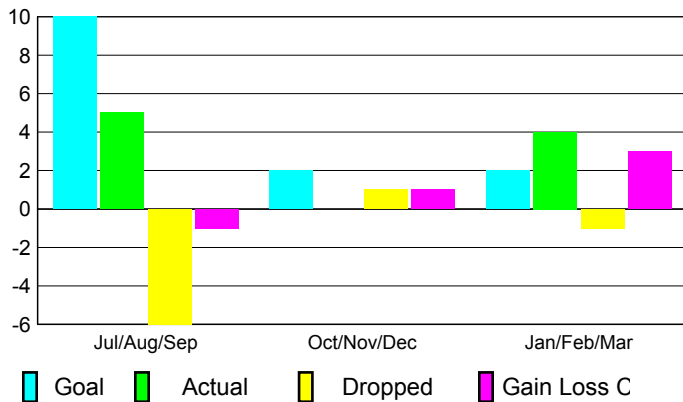
Club Results
2009-2010

Clubs
2008-2009

Month	New Club Goal	Actual New Clubs	Actual Dropped Clubs	Gain/Loss of Clubs	Gain/Loss of Clubs
Jul/Aug/Sep	10	5	-6	-1	-4
Oct/Nov/Dec	2	0	1	1	0
Jan/Feb/Mar	2	4	-1	3	-2
Totals	14	9	-6	3	-6

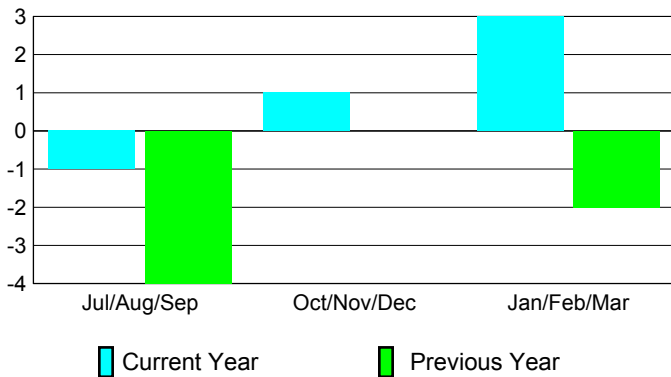
Club Results 2009-2010

Goal, New, Dropped, Gain/Loss



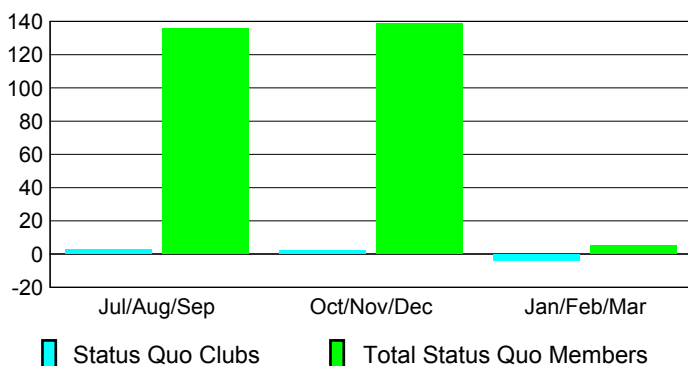
Comparison of Club Gain/Loss

Current Year Compared to the Previous Year



YTD Status Quo Clubs 2009-2010

Status Quo Clubs Compared to Status Quo Members



MEMBERSHIP

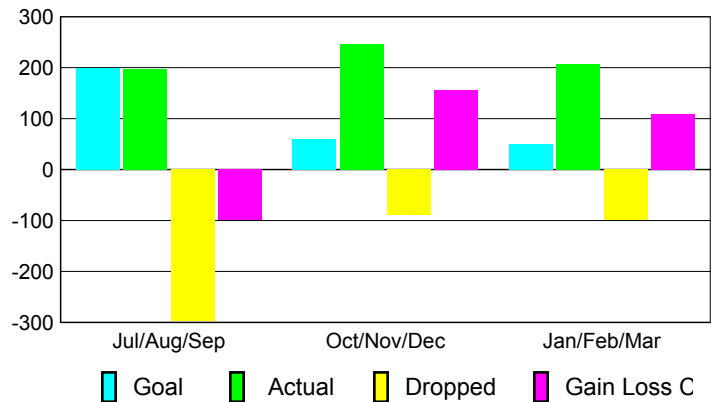
Membership Results
2009-2010

Membership
2008-2009

Month	Net Memb Goal	Actual New Memb	Actual Dropped Memb	Gain/Loss of Memb	Gain/Loss of Memb
Jul/Aug/Sep	200	198	-297	-99	-10
Oct/Nov/Dec	60	247	-90	157	21
Jan/Feb/Mar	50	207	-99	108	-103
Totals	310	652	-486	166	-92

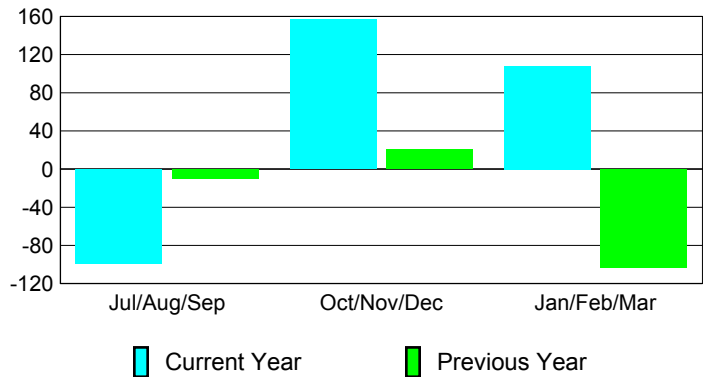
Membership Results 2009-2010

Goal, New, Dropped, Gain/Loss

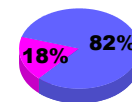


Comparison of Membership Gain/Loss

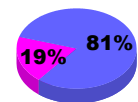
Current Year Compared to the Previous Year



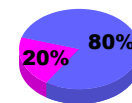
Gender Comparison 2009-2010



Jul/Aug/Sep



Oct/Nov/Dec



Jan/Feb/Mar

Male

Female



2009-2010 GMT Quarterly Report for District (or Undistricted) **District 324C7**

GMT: Adv K G RAMA KRISHNA MUR

Location: INDIA

GMT CA: 6

CLUBS

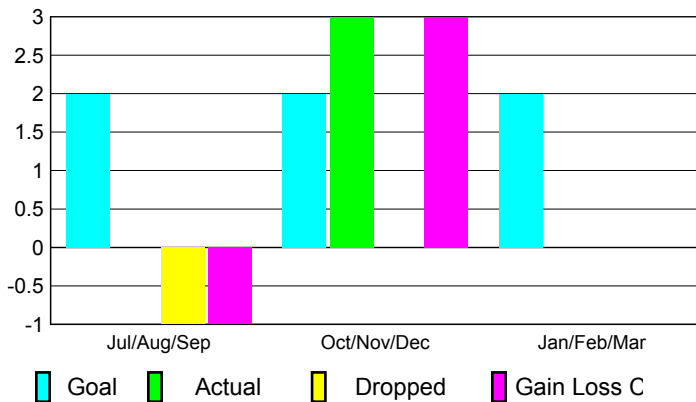
Club Results
2009-2010

Clubs
2008-2009

Month	New Club Goal	Actual New Clubs	Actual Dropped Clubs	Gain/Loss of Clubs	Gain/Loss of Clubs
Jul/Aug/Sep	2	0	-1	-1	-2
Oct/Nov/Dec	2	3	0	3	2
Jan/Feb/Mar	2	0	0	0	1
Totals	6	3	-1	2	1

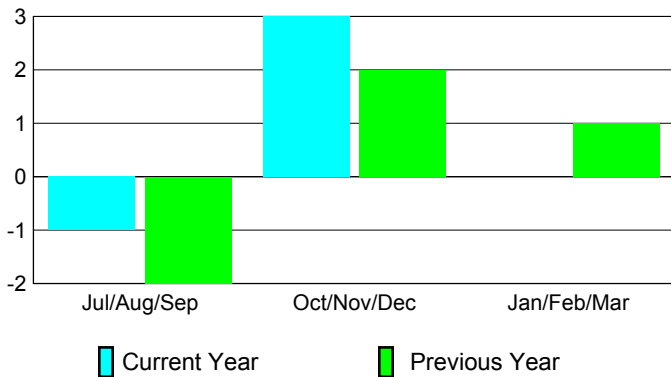
Club Results 2009-2010

Goal, New, Dropped, Gain/Loss



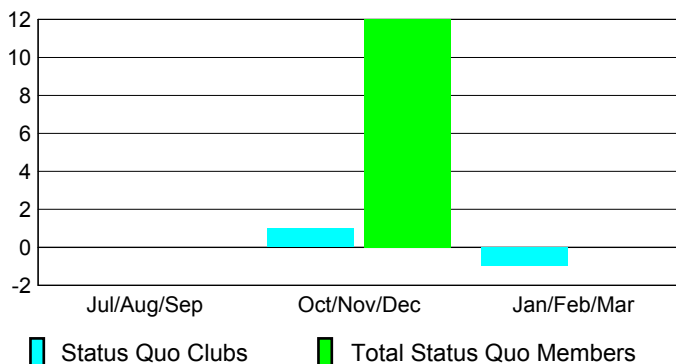
Comparison of Club Gain/Loss

Current Year Compared to the Previous Year



YTD Status Quo Clubs 2009-2010

Status Quo Clubs Compared to Status Quo Members



MEMBERSHIP

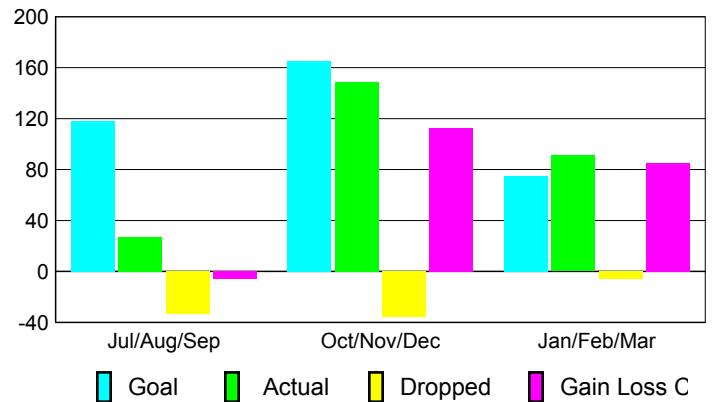
Membership Results
2009-2010

Membership
2008-2009

Month	Net Memb Goal	Actual New Memb	Actual Dropped Memb	Gain/Loss of Memb	Gain/Loss of Memb
Jul/Aug/Sep	118	27	-33	-6	-30
Oct/Nov/Dec	165	149	-36	113	195
Jan/Feb/Mar	75	91	-6	85	13
Totals	358	267	-75	192	178

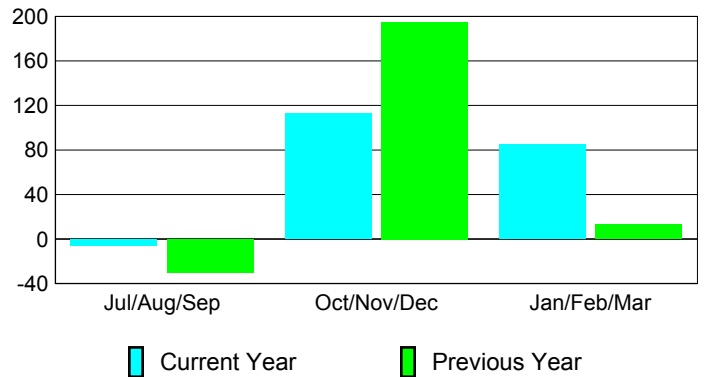
Membership Results 2009-2010

Goal, New, Dropped, Gain/Loss

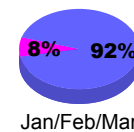
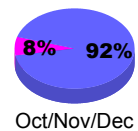
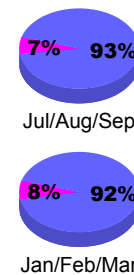


Comparison of Membership Gain/Loss

Current Year Compared to the Previous Year



Gender Comparison 2009-2010



Male

Female



2009-2010 GMT Quarterly Report for District (or Undistricted) **District 324C8**

GMT: **Adv K G RAMA KRISHNA MUR**

Location: **INDIA**

GMT CA: **6**

CLUBS

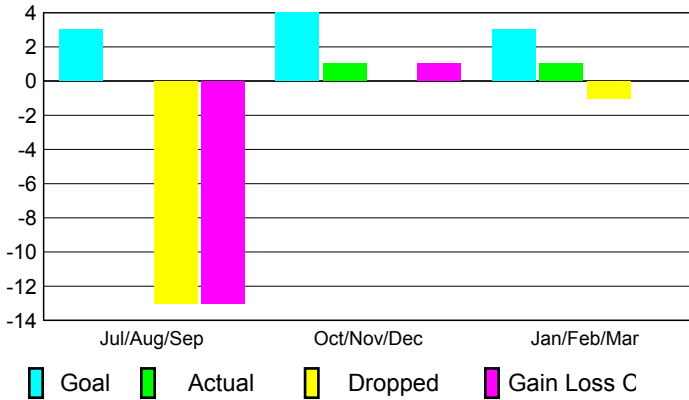
Club Results 2009-2010

Clubs 2008-2009

Month	New Club Goal	Actual New Clubs	Actual Dropped Clubs	Gain/Loss of Clubs	Gain/Loss of Clubs
Jul/Aug/Sep	3	0	-13	-13	0
Oct/Nov/Dec	4	1	0	1	0
Jan/Feb/Mar	3	1	-1	0	3
Totals	10	2	-14	-12	3

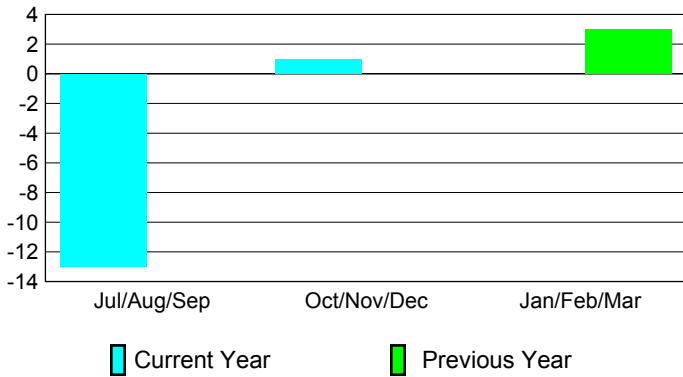
Club Results 2009-2010

Goal, New, Dropped, Gain/Loss



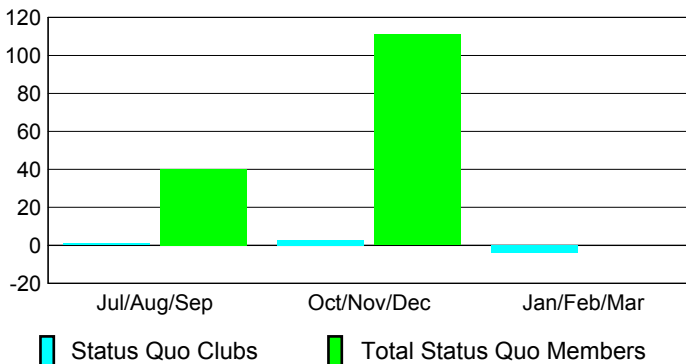
Comparison of Club Gain/Loss

Current Year Compared to the Previous Year



YTD Status Quo Clubs 2009-2010

Status Quo Clubs Compared to Status Quo Members



MEMBERSHIP

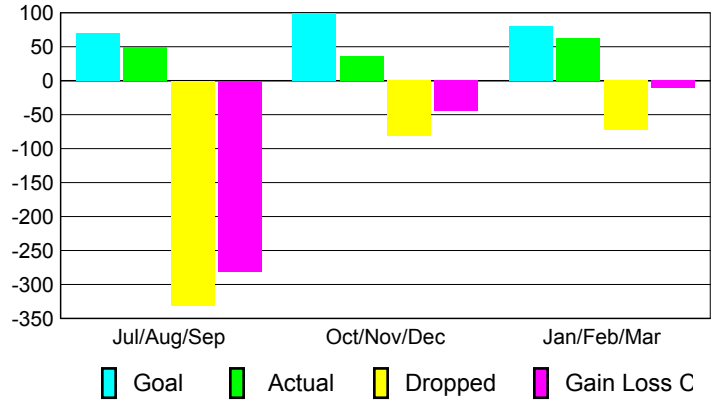
Membership Results 2009-2010

Membership 2008-2009

Month	Net Memb Goal	Actual New Memb	Actual Dropped Memb	Gain/Loss of Memb	Gain/Loss of Memb
Jul/Aug/Sep	70	50	-331	-281	-14
Oct/Nov/Dec	100	36	-81	-45	4
Jan/Feb/Mar	80	62	-73	-11	172
Totals	250	148	-485	-337	162

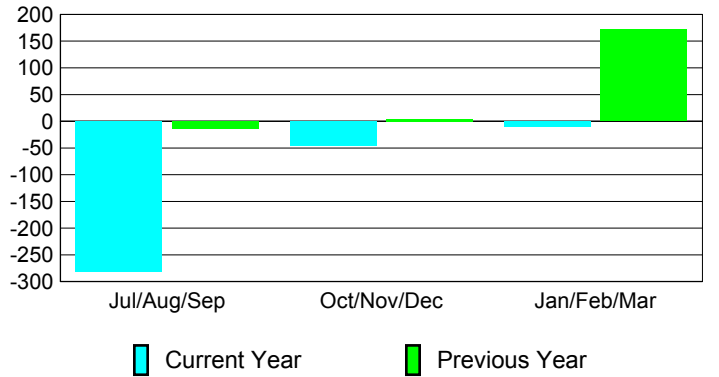
Membership Results 2009-2010

Goal, New, Dropped, Gain/Loss

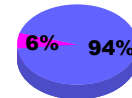


Comparison of Membership Gain/Loss

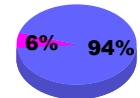
Current Year Compared to the Previous Year



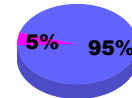
Gender Comparison 2009-2010



Jul/Aug/Sep



Oct/Nov/Dec



Jan/Feb/Mar

Male

Female



2009-2010 GMT Quarterly Report for District (or Undistricted) **District 324D1**

GMT: Adv K G RAMA KRISHNA MUR

Location: INDIA

GMT CA: 6

CLUBS

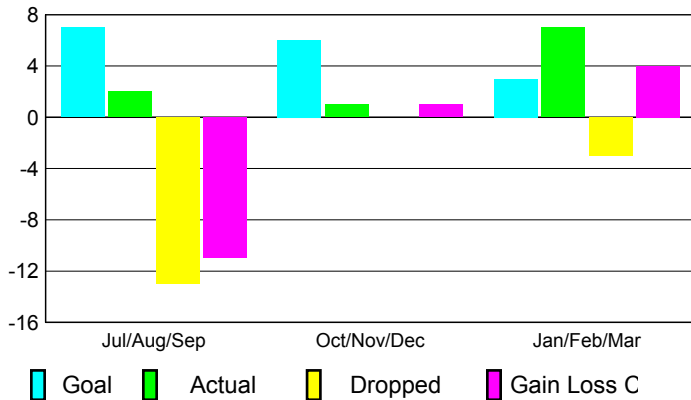
Club Results
2009-2010

Clubs
2008-2009

Month	New Club	Actual New	Actual Dropped	Gain/Loss of	Gain/Loss of
	Goal	Clubs	Clubs	Clubs	Clubs
Jul/Aug/Sep	7	2	-13	-11	5
Oct/Nov/Dec	6	1	0	1	3
Jan/Feb/Mar	3	7	-3	4	1
Totals	16	10	-16	-6	9

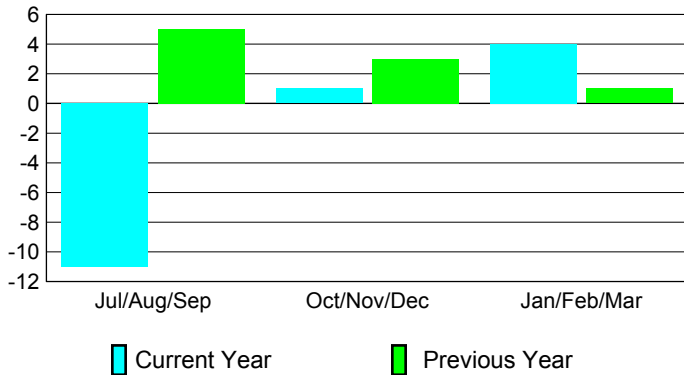
Club Results 2009-2010

Goal, New, Dropped, Gain/Loss



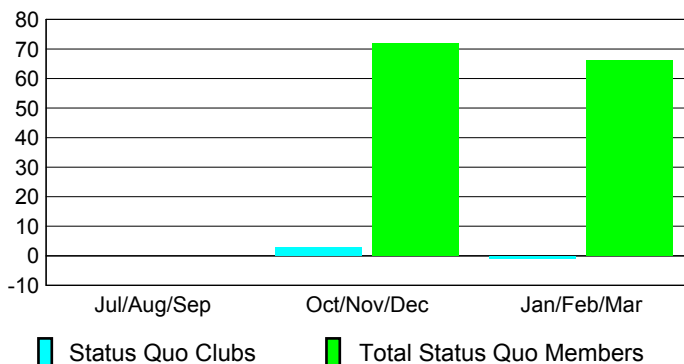
Comparison of Club Gain/Loss

Current Year Compared to the Previous Year



YTD Status Quo Clubs 2009-2010

Status Quo Clubs Compared to Status Quo Members



MEMBERSHIP

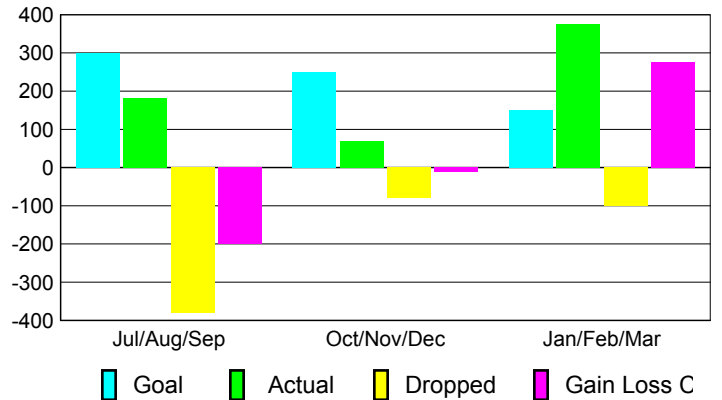
Membership Results
2009-2010

Membership
2008-2009

Month	Net Memb	Actual New	Actual Dropped	Gain/Loss of	Gain/Loss of
	Goal	Memb	Memb	Memb	Memb
Jul/Aug/Sep	300	181	-382	-201	176
Oct/Nov/Dec	250	69	-80	-11	35
Jan/Feb/Mar	150	377	-101	276	-75
Totals	700	627	-563	64	136

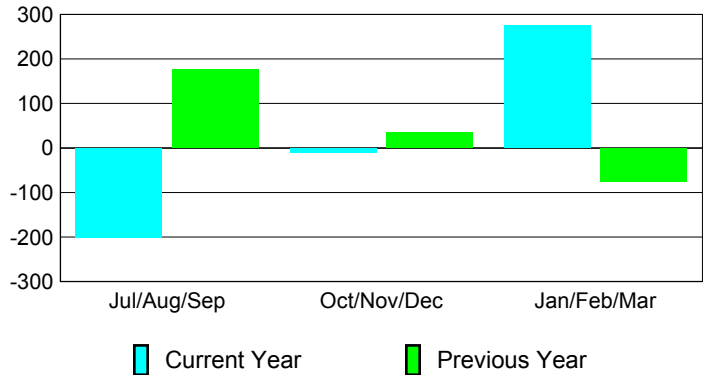
Membership Results 2009-2010

Goal, New, Dropped, Gain/Loss

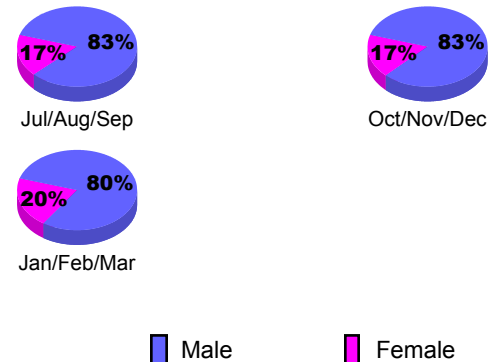


Comparison of Membership Gain/Loss

Current Year Compared to the Previous Year



Gender Comparison 2009-2010





2009-2010 GMT Quarterly Report for District (or Undistricted) **District 324D2**

GMT: Adv K G RAMA KRISHNA MUR

Location: INDIA

GMT CA: 6

CLUBS

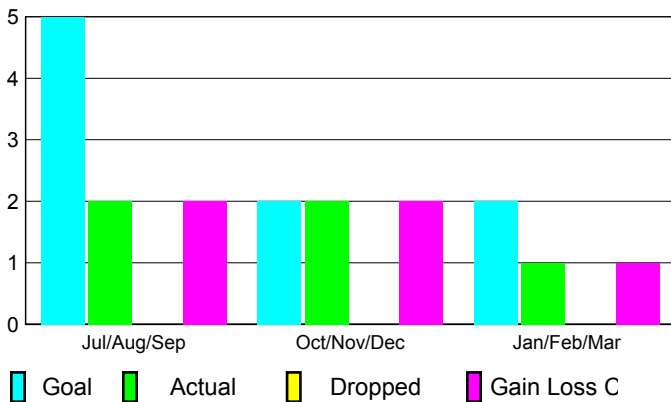
Club Results
2009-2010

Clubs
2008-2009

Month	New Club	Actual New	Actual Dropped	Gain/Loss of	Gain/Loss of
	Goal	Clubs	Clubs	Clubs	Clubs
Jul/Aug/Sep	5	2	0	2	1
Oct/Nov/Dec	2	2	0	2	-1
Jan/Feb/Mar	2	1	0	1	0
Totals	9	5	0	5	0

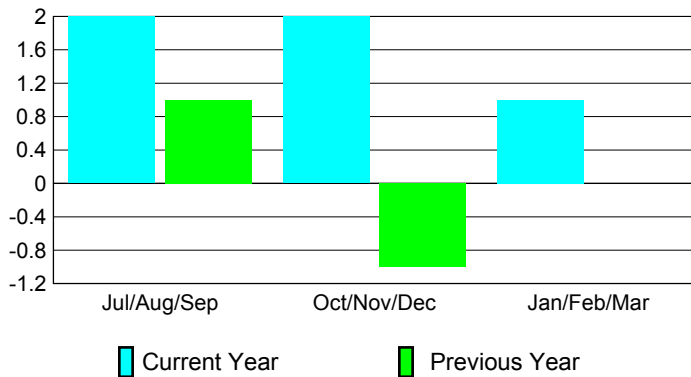
Club Results 2009-2010

Goal, New, Dropped, Gain/Loss



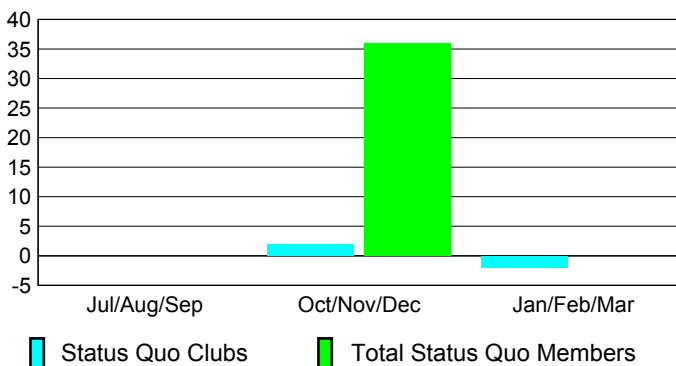
Comparison of Club Gain/Loss

Current Year Compared to the Previous Year



YTD Status Quo Clubs 2009-2010

Status Quo Clubs Compared to Status Quo Members



MEMBERSHIP

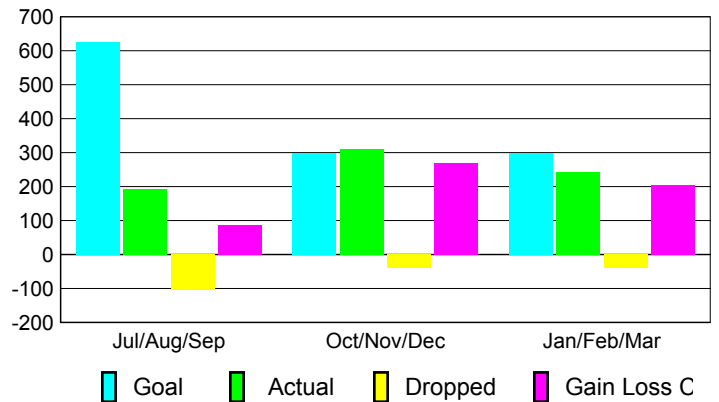
Membership Results
2009-2010

Membership
2008-2009

Month	Net Memb	Actual New	Actual Dropped	Gain/Loss of	Gain/Loss of
	Goal	Memb	Memb	Memb	Memb
Jul/Aug/Sep	625	192	-104	88	-39
Oct/Nov/Dec	300	310	-40	270	31
Jan/Feb/Mar	300	244	-41	203	62
Totals	1225	746	-185	561	54

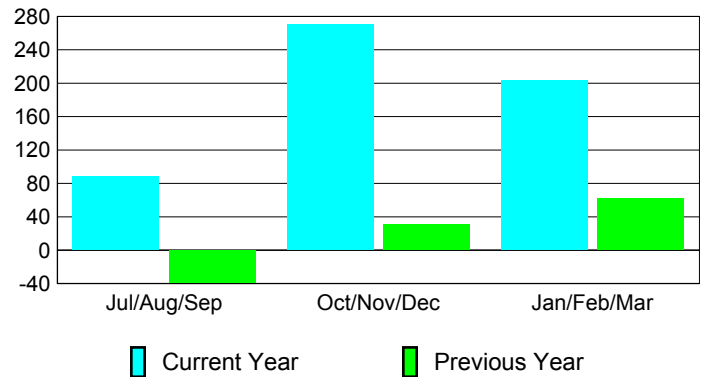
Membership Results 2009-2010

Goal, New, Dropped, Gain/Loss

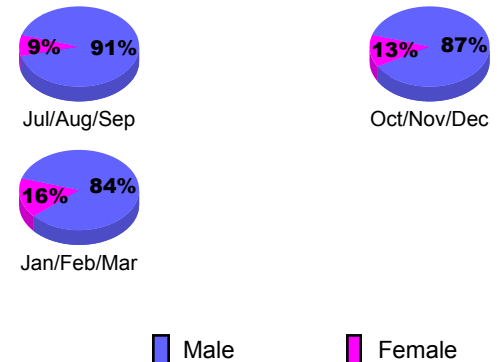


Comparison of Membership Gain/Loss

Current Year Compared to the Previous Year



Gender Comparison 2009-2010





2009-2010 GMT Quarterly Report for District (or Undistricted) **District 324D4**

GMT: **Adv K G RAMA KRISHNA MUR**

Location: **INDIA**

GMT CA: **6**

CLUBS

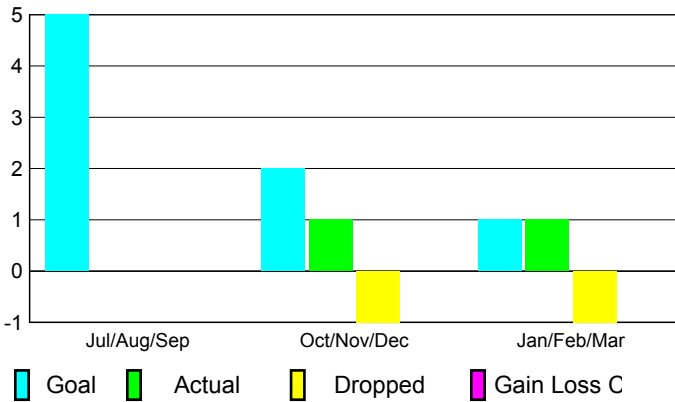
Club Results 2009-2010	
---------------------------	--

Clubs 2008-2009	
--------------------	--

Month	New Club Goal	Actual New Clubs	Actual Dropped Clubs	Gain/Loss of Clubs	Gain/Loss of Clubs
Jul/Aug/Sep	5	0	0	0	0
Oct/Nov/Dec	2	1	-1	0	0
Jan/Feb/Mar	1	1	-1	0	-1
Totals	8	2	-2	0	-1


Club Results 2009-2010

Goal, New, Dropped, Gain/Loss



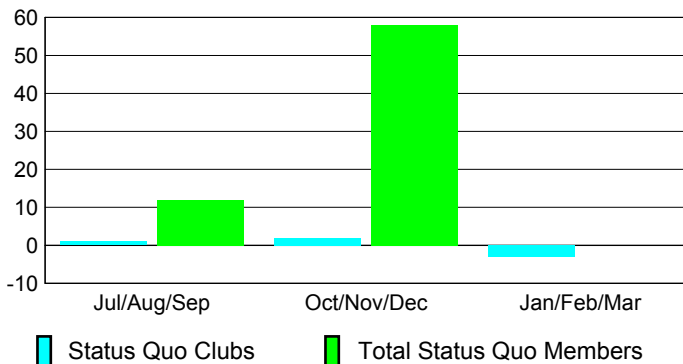
Comparison of Club Gain/Loss

Current Year Compared to the Previous Year



YTD Status Quo Clubs 2009-2010

Status Quo Clubs Compared to Status Quo Members



MEMBERSHIP

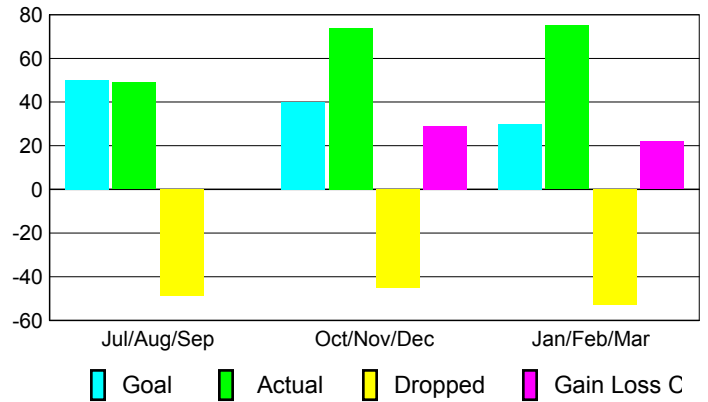
Membership Results 2009-2010	
---------------------------------	--

Membership 2008-2009	
-------------------------	--

Month	Net Memb Goal	Actual New Memb	Actual Dropped Memb	Gain/Loss of Memb	Gain/Loss of Memb
Jul/Aug/Sep	50	49	-49	0	-22
Oct/Nov/Dec	40	74	-45	29	28
Jan/Feb/Mar	30	75	-53	22	15
Totals	120	198	-147	51	21

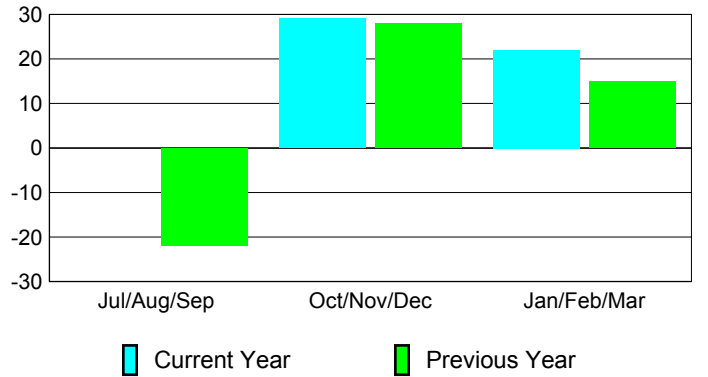
Membership Results 2009-2010

Goal, New, Dropped, Gain/Loss

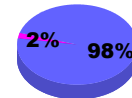


Comparison of Membership Gain/Loss

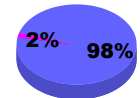
Current Year Compared to the Previous Year



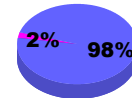
Gender Comparison 2009-2010



Jul/Aug/Sep



Oct/Nov/Dec



Jan/Feb/Mar

Male

Female



2009-2010 GMT Quarterly Report for District (or Undistricted) **District 324D5**

GMT: Adv K G RAMA KRISHNA MUR

Location: INDIA

GMT CA: 6

CLUBS

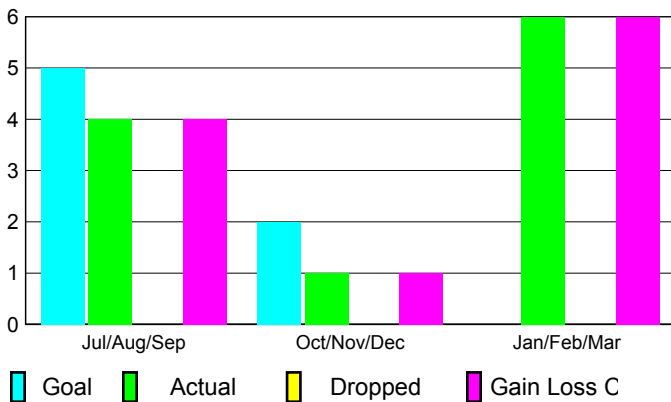
Club Results
2009-2010

Clubs
2008-2009

Month	New Club Goal	Actual New Clubs	Actual Dropped Clubs	Gain/Loss of Clubs	Gain/Loss of Clubs
Jul/Aug/Sep	5	4	0	4	-2
Oct/Nov/Dec	2	1	0	1	0
Jan/Feb/Mar	0	6	0	6	0
Totals	7	11	0	11	-2

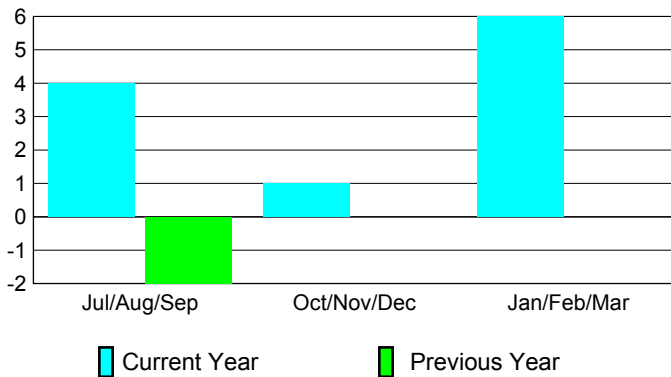
Club Results 2009-2010

Goal, New, Dropped, Gain/Loss



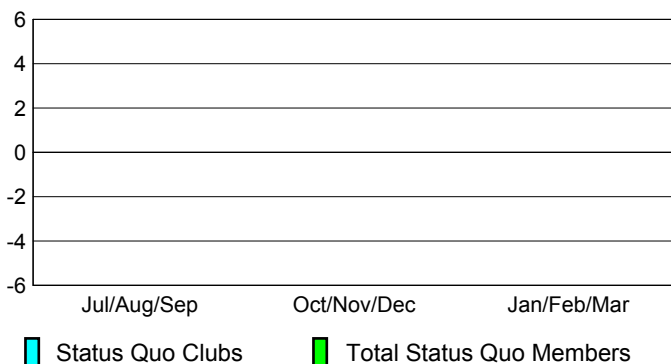
Comparison of Club Gain/Loss

Current Year Compared to the Previous Year



YTD Status Quo Clubs 2009-2010

Status Quo Clubs Compared to Status Quo Members



MEMBERSHIP

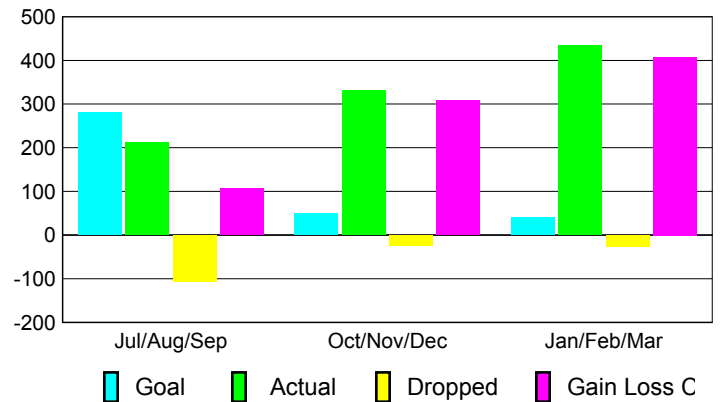
Membership Results
2009-2010

Membership
2008-2009

Month	Net Memb Goal	Actual New Memb	Actual Dropped Memb	Gain/Loss of Memb	Gain/Loss of Memb
Jul/Aug/Sep	280	213	-106	107	-44
Oct/Nov/Dec	50	331	-23	308	-13
Jan/Feb/Mar	40	434	-26	408	23
Totals	370	978	-155	823	-34

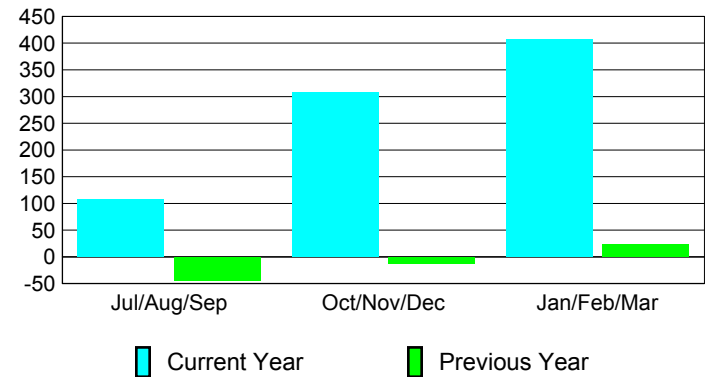
Membership Results 2009-2010

Goal, New, Dropped, Gain/Loss

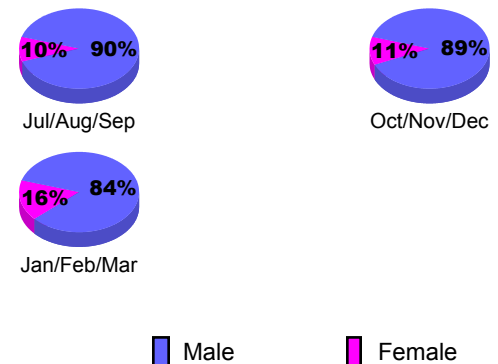


Comparison of Membership Gain/Loss

Current Year Compared to the Previous Year



Gender Comparison 2009-2010





2009-2010 GMT Quarterly Report for District (or Undistricted) **District 324D6**

GMT: **Adv K G RAMA KRISHNA MUR**

Location: **INDIA**

GMT CA: **6**

CLUBS

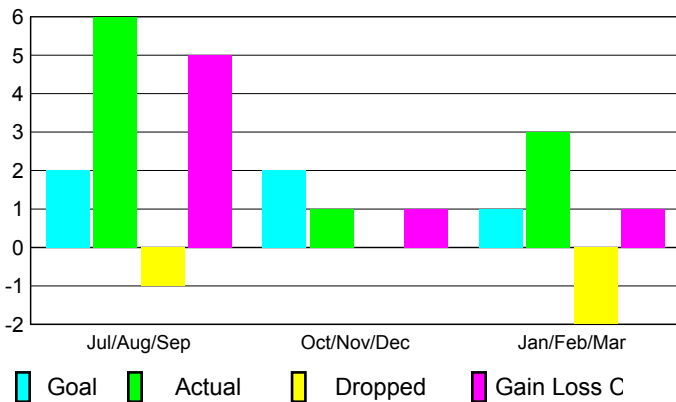
Club Results
2009-2010

Clubs
2008-2009

Month	New Club	Actual New	Actual Dropped	Gain/Loss of	Gain/Loss of
	Goal	Clubs	Clubs	Clubs	Clubs
Jul/Aug/Sep	2	6	-1	5	0
Oct/Nov/Dec	2	1	0	1	3
Jan/Feb/Mar	1	3	-2	1	1
Totals	5	10	-3	7	4

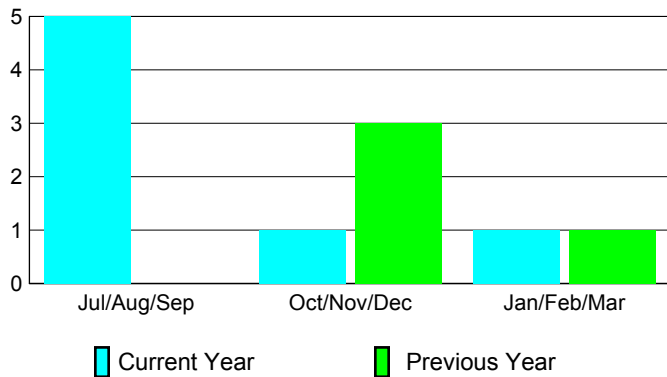
Club Results 2009-2010

Goal, New, Dropped, Gain/Loss



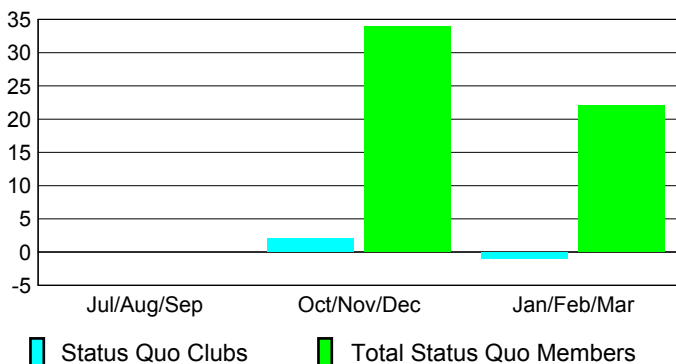
Comparison of Club Gain/Loss

Current Year Compared to the Previous Year



YTD Status Quo Clubs 2009-2010

Status Quo Clubs Compared to Status Quo Members



MEMBERSHIP

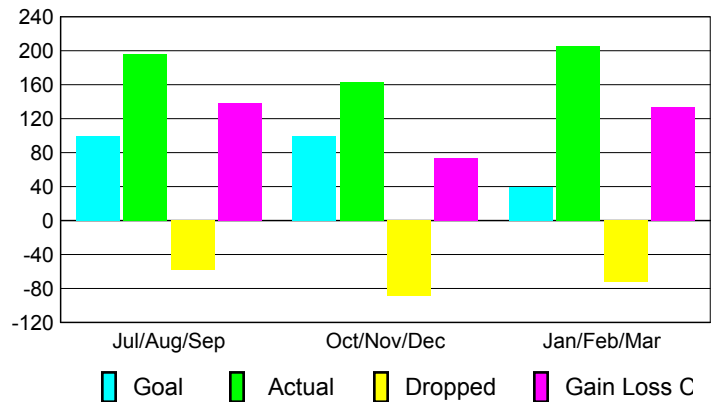
Membership Results
2009-2010

Membership
2008-2009

Month	Net Memb	Actual New	Actual Dropped	Gain/Loss of	Gain/Loss of
	Goal	Memb	Memb	Memb	Memb
Jul/Aug/Sep	100	196	-58	138	12
Oct/Nov/Dec	100	163	-89	74	163
Jan/Feb/Mar	40	205	-72	133	69
Totals	240	564	-219	345	244

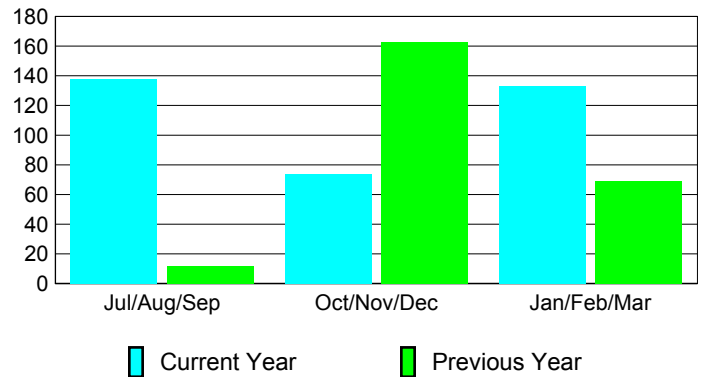
Membership Results 2009-2010

Goal, New, Dropped, Gain/Loss

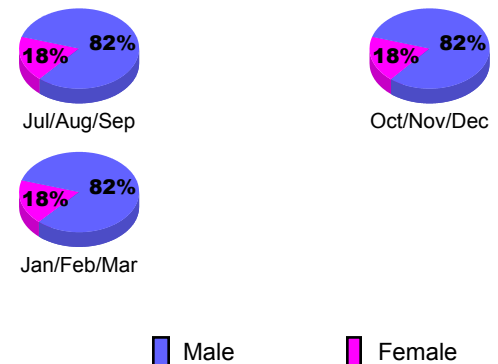


Comparison of Membership Gain/Loss

Current Year Compared to the Previous Year



Gender Comparison 2009-2010





2009-2010 GMT Quarterly Report for District (or Undistricted) **District 324E1**

GMT: **Adv K G RAMA KRISHNA MUR**

Location: **INDIA**

GMT CA: **6**

CLUBS

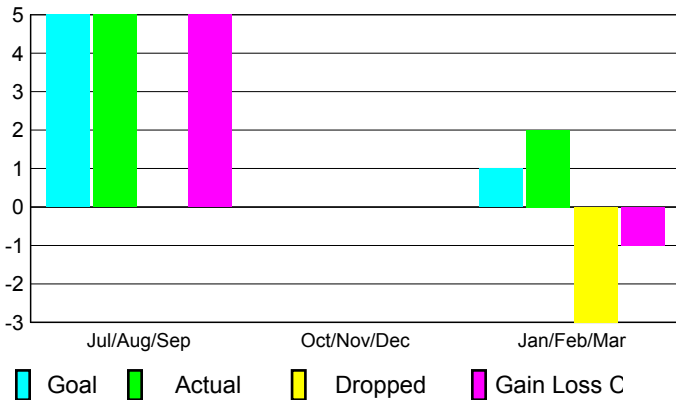
Club Results 2009-2010

Clubs 2008-2009

Month	New Club	Actual New	Actual Dropped	Gain/Loss of	Gain/Loss of
	Goal	Clubs	Clubs	Clubs	Clubs
Jul/Aug/Sep	5	5	0	5	1
Oct/Nov/Dec	0	0	0	0	0
Jan/Feb/Mar	1	2	-3	-1	1
Totals	6	7	-3	4	2

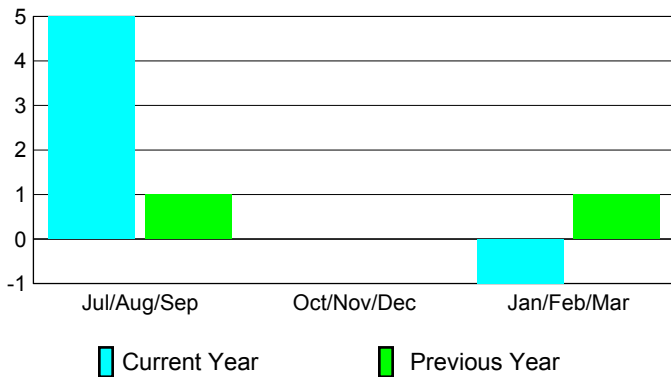
Club Results 2009-2010

Goal, New, Dropped, Gain/Loss



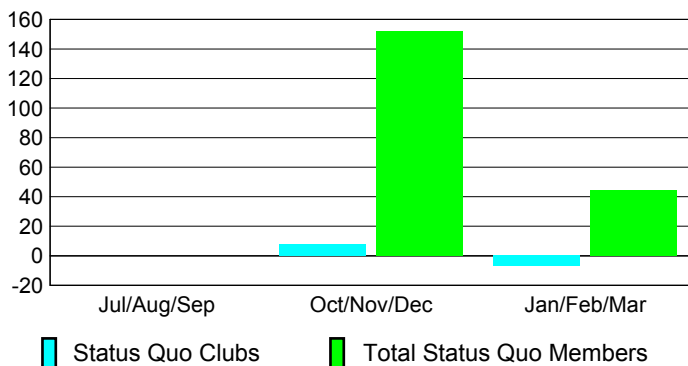
Comparison of Club Gain/Loss

Current Year Compared to the Previous Year



YTD Status Quo Clubs 2009-2010

Status Quo Clubs Compared to Status Quo Members



MEMBERSHIP

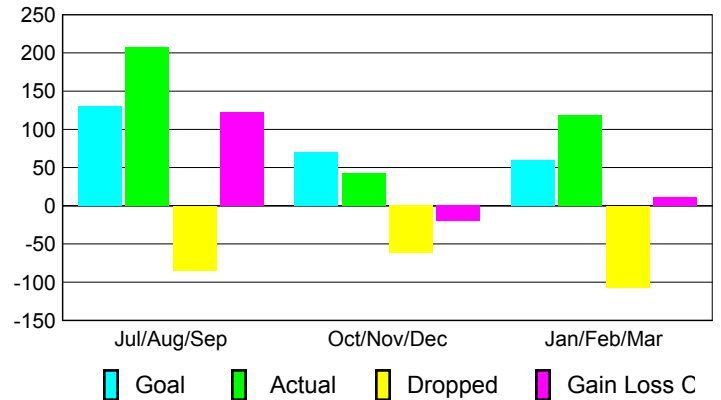
Membership Results 2009-2010

Membership 2008-2009

Month	Net Memb	Actual New	Actual Dropped	Gain/Loss of	Gain/Loss of
	Goal	Memb	Memb	Memb	Memb
Jul/Aug/Sep	130	207	-85	122	74
Oct/Nov/Dec	70	42	-62	-20	44
Jan/Feb/Mar	60	118	-107	11	103
Totals	260	367	-254	113	221

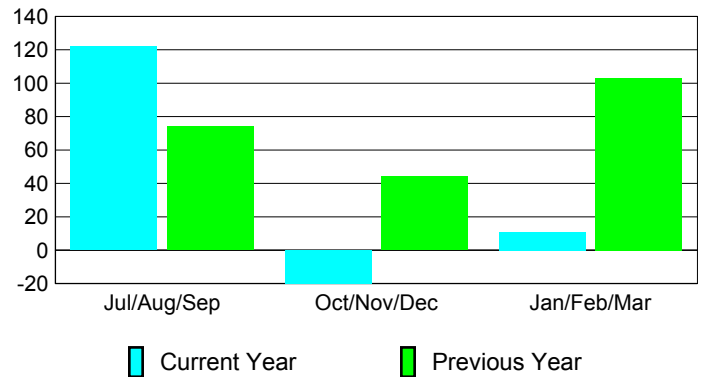
Membership Results 2009-2010

Goal, New, Dropped, Gain/Loss

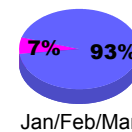
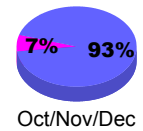
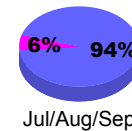


Comparison of Membership Gain/Loss

Current Year Compared to the Previous Year



Gender Comparison 2009-2010



Male

Female



2009-2010 GMT Quarterly Report for District (or Undistricted) **District 324E2**

GMT: **Adv K G RAMA KRISHNA MUR**

Location: **INDIA**

GMT CA: **6**

CLUBS

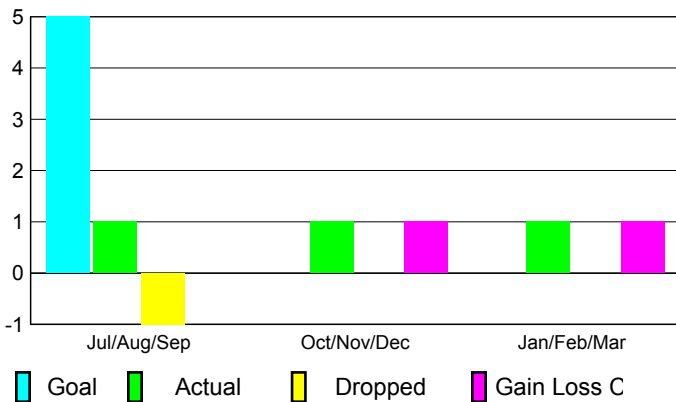
Club Results 2009-2010

Clubs 2008-2009

Month	New Club	Actual New	Actual Dropped	Gain/Loss of	Gain/Loss of
	Goal	Clubs	Clubs	Clubs	Clubs
Jul/Aug/Sep	5	1	-1	0	0
Oct/Nov/Dec	0	1	0	1	0
Jan/Feb/Mar	0	1	0	1	-1
Totals	5	3	-1	2	-1

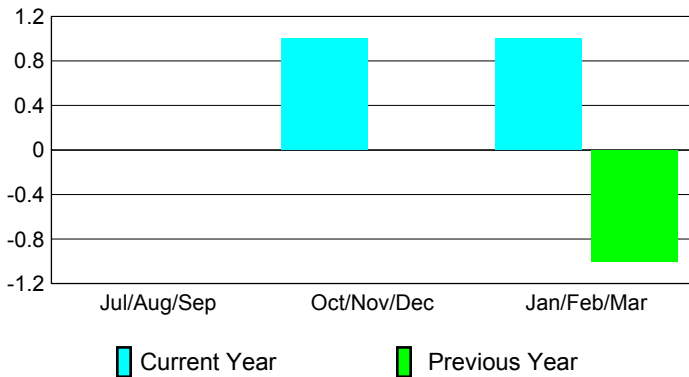
Club Results 2009-2010

Goal, New, Dropped, Gain/Loss



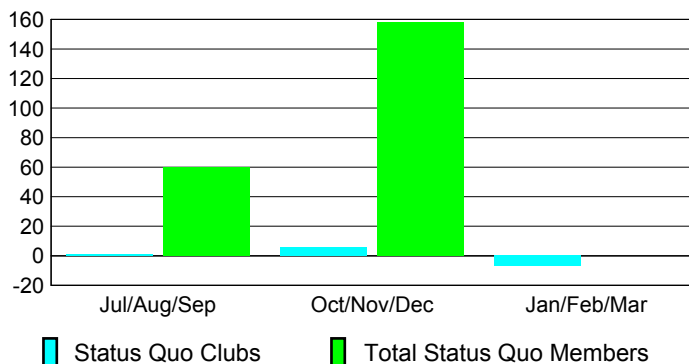
Comparison of Club Gain/Loss

Current Year Compared to the Previous Year



YTD Status Quo Clubs 2009-2010

Status Quo Clubs Compared to Status Quo Members



MEMBERSHIP

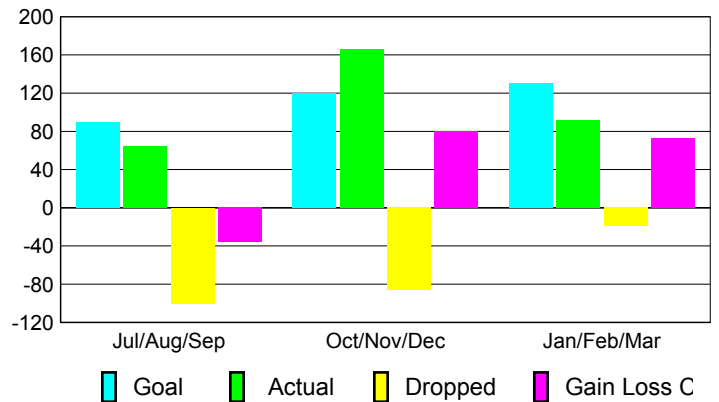
Membership Results 2009-2010

Membership 2008-2009

Month	Net Memb	Actual New	Actual Dropped	Gain/Loss of	Gain/Loss of
	Goal	Memb	Memb	Memb	Memb
Jul/Aug/Sep	90	64	-100	-36	4
Oct/Nov/Dec	120	166	-86	80	34
Jan/Feb/Mar	130	92	-19	73	59
Totals	340	322	-205	117	97

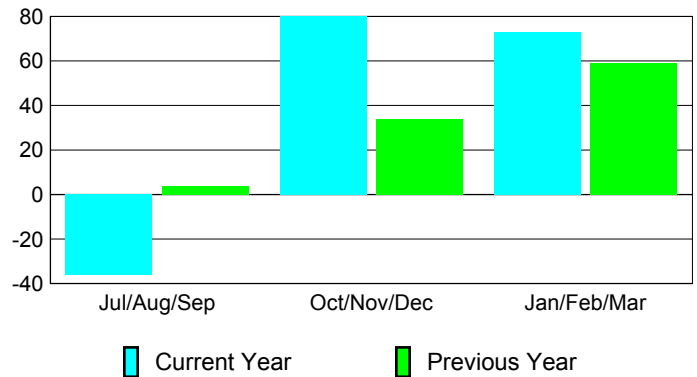
Membership Results 2009-2010

Goal, New, Dropped, Gain/Loss

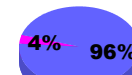


Comparison of Membership Gain/Loss

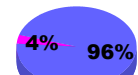
Current Year Compared to the Previous Year



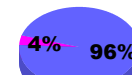
Gender Comparison 2009-2010



Jul/Aug/Sep



Oct/Nov/Dec



Jan/Feb/Mar

Male

Female



2009-2010 GMT Quarterly Report for District (or Undistricted) **District 324E3**

GMT: **Adv K G RAMA KRISHNA MUR**

Location: **INDIA**

GMT CA: **6**

CLUBS

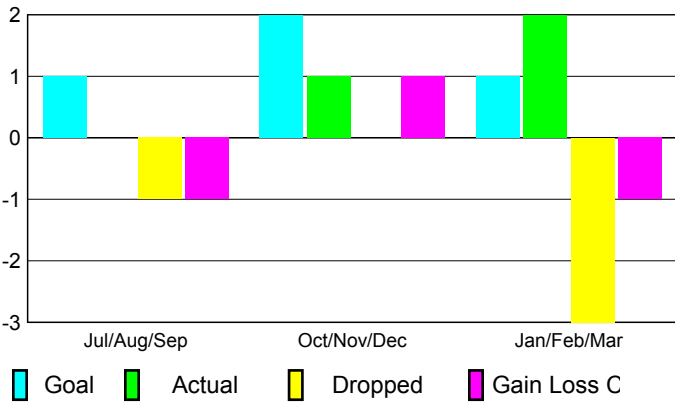
Club Results 2009-2010

Clubs 2008-2009

Month	New Club Goal	Actual New Clubs	Actual Dropped Clubs	Gain/Loss of Clubs	Gain/Loss of Clubs
Jul/Aug/Sep	1	0	-1	-1	2
Oct/Nov/Dec	2	1	0	1	1
Jan/Feb/Mar	1	2	-3	-1	0
Totals	4	3	-4	-1	3

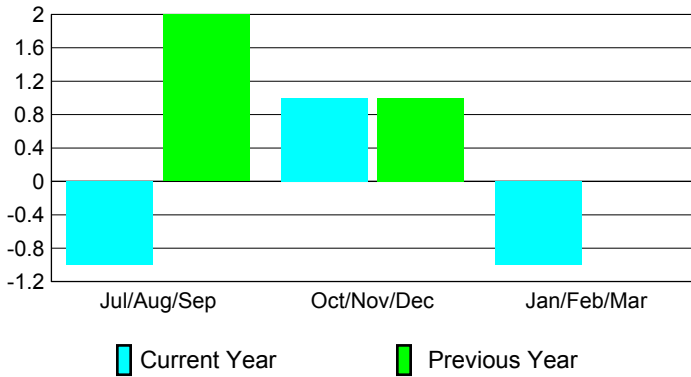
Club Results 2009-2010

Goal, New, Dropped, Gain/Loss



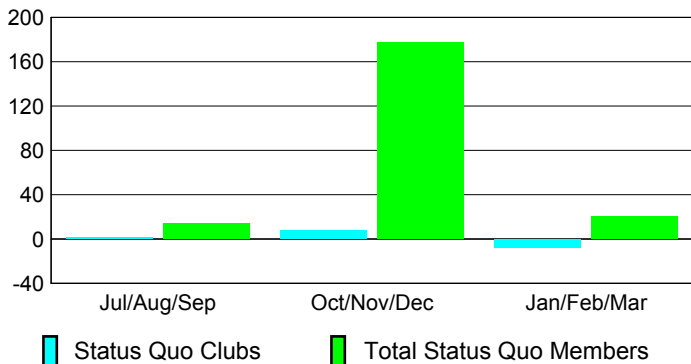
Comparison of Club Gain/Loss

Current Year Compared to the Previous Year



YTD Status Quo Clubs 2009-2010

Status Quo Clubs Compared to Status Quo Members



MEMBERSHIP

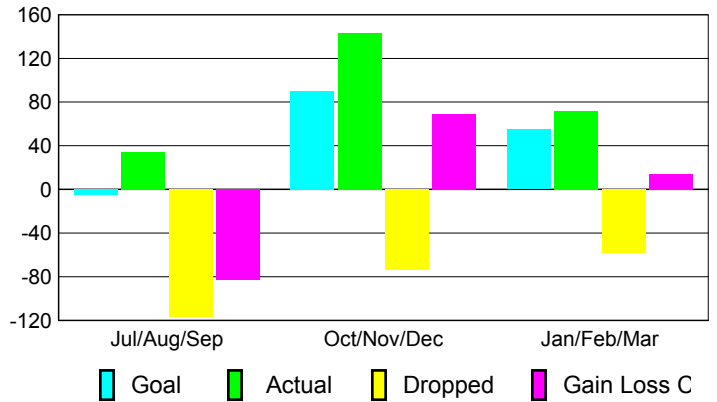
Membership Results 2009-2010

Membership 2008-2009

Month	Net Memb Goal	Actual New Memb	Actual Dropped Memb	Gain/Loss of Memb	Gain/Loss of Memb
Jul/Aug/Sep	-5	34	-117	-83	31
Oct/Nov/Dec	90	143	-74	69	-9
Jan/Feb/Mar	55	72	-58	14	37
Totals	140	249	-249	0	59

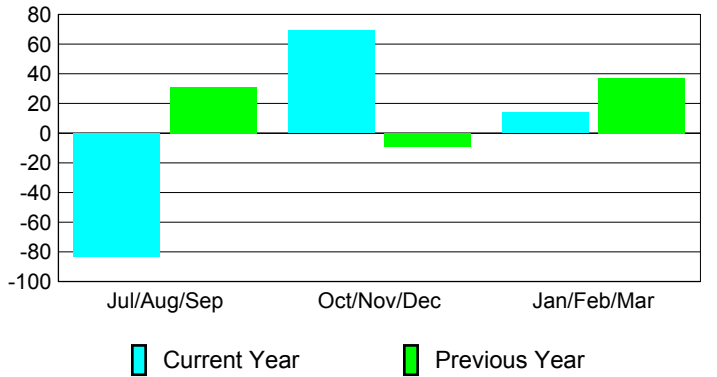
Membership Results 2009-2010

Goal, New, Dropped, Gain/Loss

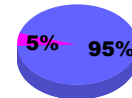


Comparison of Membership Gain/Loss

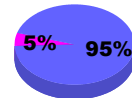
Current Year Compared to the Previous Year



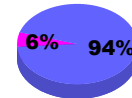
Gender Comparison 2009-2010



Jul/Aug/Sep



Oct/Nov/Dec



Jan/Feb/Mar

Male

Female



2009-2010 GMT Quarterly Report for District (or Undistricted) **District 324E4**

GMT: Adv K G RAMA KRISHNA MUR

Location: INDIA

GMT CA: 6

CLUBS

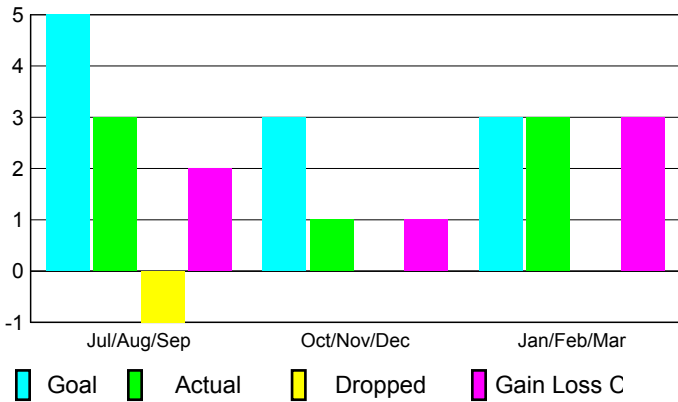
Club Results
2009-2010

Clubs
2008-2009

Month	New Club	Actual New	Actual Dropped	Gain/Loss of	Gain/Loss of
	Goal	Clubs	Clubs	Clubs	Clubs
Jul/Aug/Sep	5	3	-1	2	3
Oct/Nov/Dec	3	1	0	1	2
Jan/Feb/Mar	3	3	0	3	2
Totals	11	7	-1	6	7

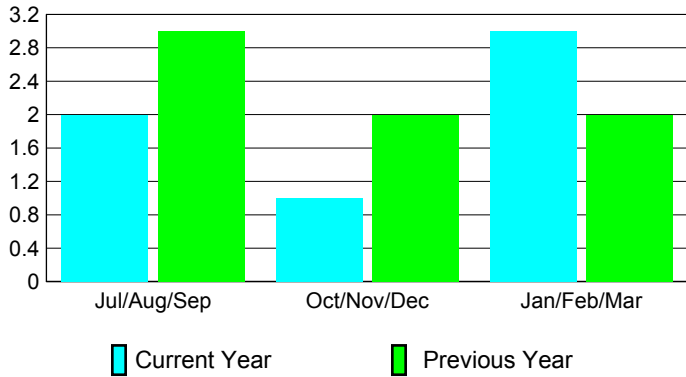
Club Results 2009-2010

Goal, New, Dropped, Gain/Loss




Comparison of Club Gain/Loss

Current Year Compared to the Previous Year



YTD Status Quo Clubs 2009-2010

Status Quo Clubs Compared to Status Quo Members



MEMBERSHIP

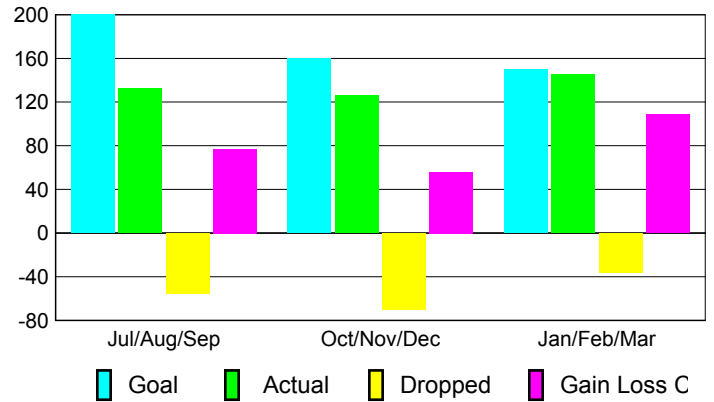
Membership Results
2009-2010

Membership
2008-2009

Month	Net Memb	Actual New	Actual Dropped	Gain/Loss of	Gain/Loss of
	Goal	Memb	Memb	Memb	Memb
Jul/Aug/Sep	200	132	-55	77	58
Oct/Nov/Dec	160	126	-70	56	75
Jan/Feb/Mar	150	145	-36	109	106
Totals	510	403	-161	242	239

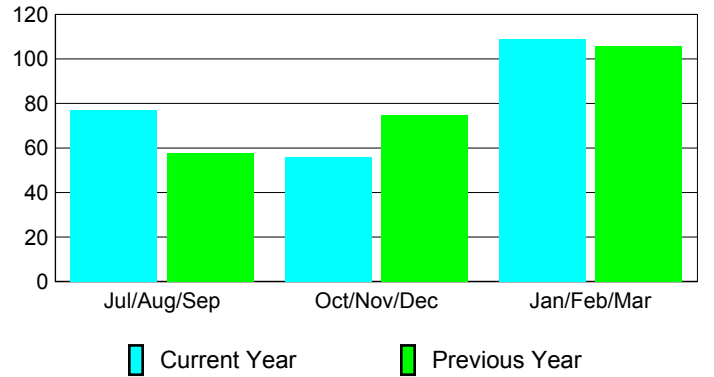
Membership Results 2009-2010

Goal, New, Dropped, Gain/Loss

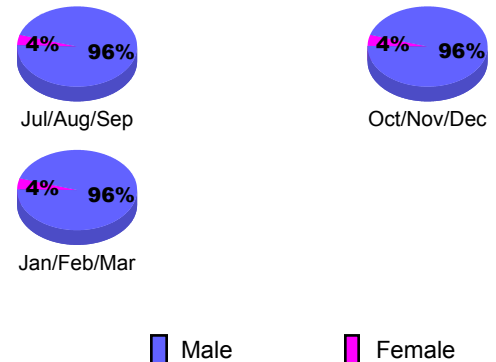


Comparison of Membership Gain/Loss

Current Year Compared to the Previous Year



Gender Comparison 2009-2010





2009-2010 GMT Quarterly Report for District (or Undistricted) **District 324E5**

GMT: **Adv K G RAMA KRISHNA MUR**

Location: **INDIA**

GMT CA: **6**

CLUBS

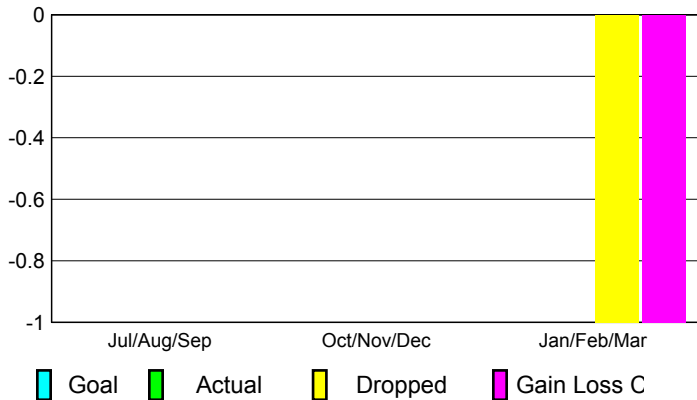
**Club Results
2009-2010**

**Clubs
2008-2009**

Month	New Club Goal	Actual New Clubs	Actual Dropped Clubs	Gain/Loss of Clubs	Gain/Loss of Clubs
Jul/Aug/Sep	0	0	0	0	-2
Oct/Nov/Dec	0	0	0	0	3
Jan/Feb/Mar	0	0	-1	-1	0
Totals	0	0	-1	-1	1

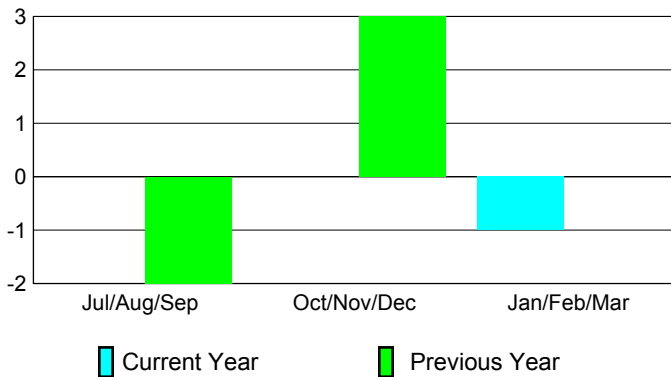
Club Results 2009-2010

Goal, New, Dropped, Gain/Loss



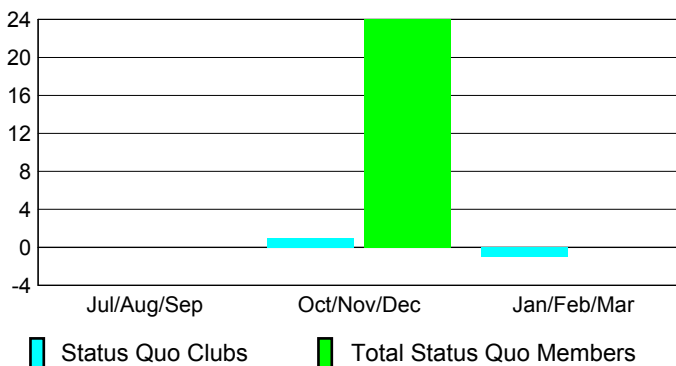
Comparison of Club Gain/Loss

Current Year Compared to the Previous Year



YTD Status Quo Clubs 2009-2010

Status Quo Clubs Compared to Status Quo Members



MEMBERSHIP

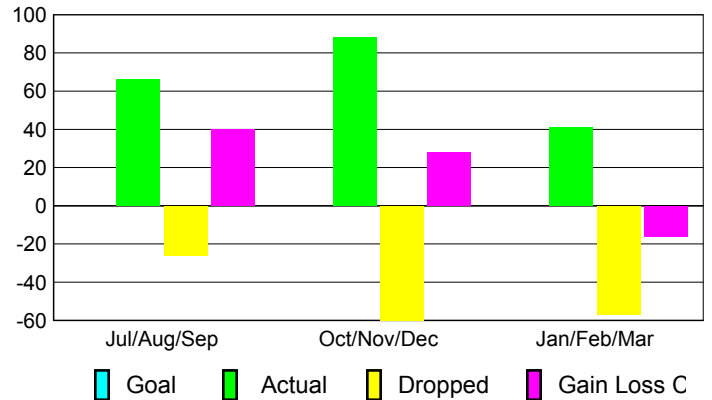
**Membership Results
2009-2010**

**Membership
2008-2009**

Month	Net Memb Goal	Actual New Memb	Actual Dropped Memb	Gain/Loss of Memb	Gain/Loss of Memb
Jul/Aug/Sep	0	66	-26	40	-9
Oct/Nov/Dec	0	88	-60	28	88
Jan/Feb/Mar	0	41	-57	-16	9
Totals	0	195	-143	52	88

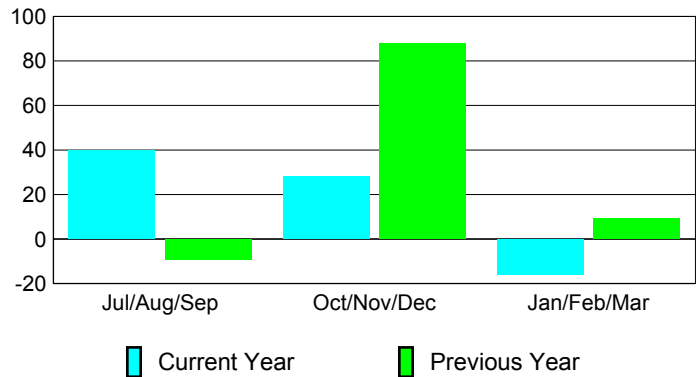
Membership Results 2009-2010

Goal, New, Dropped, Gain/Loss

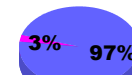


Comparison of Membership Gain/Loss

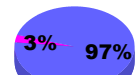
Current Year Compared to the Previous Year



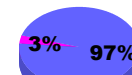
Gender Comparison 2009-2010



Jul/Aug/Sep



Oct/Nov/Dec



Jan/Feb/Mar

Male

Female



2009-2010 GMT Quarterly Report for District (or Undistricted) **District 324D3**

GMT: **Adv K G RAMA KRISHNA MUR**

Location: **INDIA**

GMT CA: **6**

CLUBS

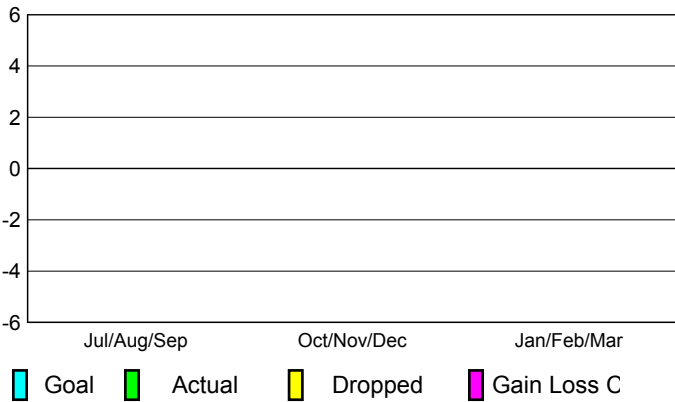
Club Results 2009-2010

Clubs 2008-2009

Month	New Club Goal	Actual New Clubs	Actual Dropped Clubs	Gain/Loss of Clubs	Gain/Loss of Clubs
Jul/Aug/Sep		0	0	0	0
Oct/Nov/Dec		0	0	0	0
Jan/Feb/Mar		0	0	0	-1
Totals		0	0	0	-1

Club Results 2009-2010

Goal, New, Dropped, Gain/Loss



MEMBERSHIP

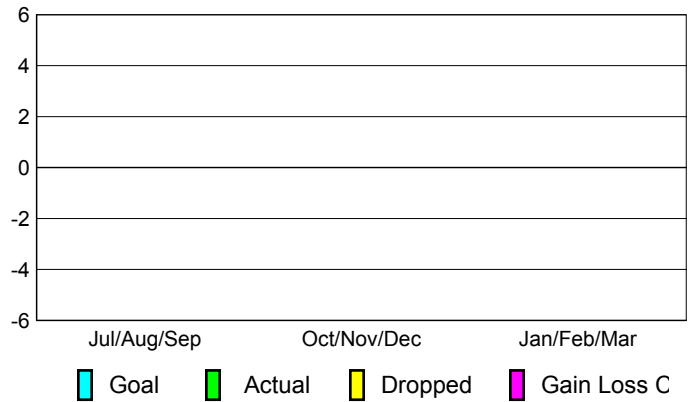
Membership Results 2009-2010

Membership 2008-2009

Month	Net Memb Goal	Actual New Memb	Actual Dropped Memb	Gain/Loss of Memb	Gain/Loss of Memb
Jul/Aug/Sep		0	0	0	0
Oct/Nov/Dec		0	0	0	0
Jan/Feb/Mar		0	0	0	-18
Totals		0	0	0	-18


Membership Results 2009-2010

Goal, New, Dropped, Gain/Loss




Comparison of Club Gain/Loss

Current Year Compared to the Previous Year



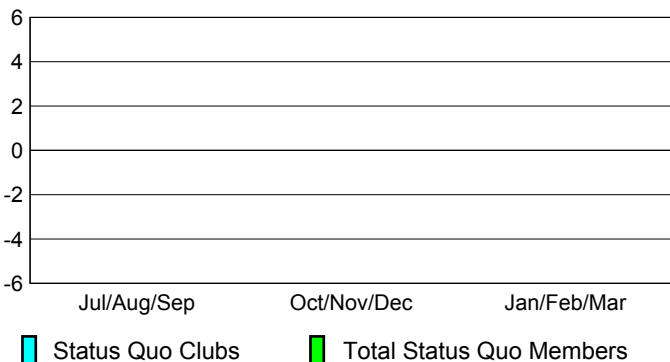
Comparison of Membership Gain/Loss

Current Year Compared to the Previous Year



YTD Status Quo Clubs 2009-2010

Status Quo Clubs Compared to Status Quo Members



Gender Comparison 2009-2010

Male Female